



**FRESH & HEALTHY ENTERPRISES LIMITED**  
**(A Wholly Owned Subsidiary of CONCOR)**

**16<sup>TH</sup> ANNUAL REPORT**  
**(2020-21)**

## **FRESH & HEALTHY ENTERPRISES LTD.**

### **VISION & MISSION**

To provide sufficient handling & storage facilities for perishables in India, with a view to reduce/control wastages of perishable food products in India.

### **Corporate Objectives**

- \* Eliminating wastage of perishable food products by making available state of the art Cold supply Chain Infrastructure at reasonable cost in the country, thereby saving precious food products & foreign exchange for the country.
- \* To be a customer focused, performance driven, result oriented organization, focused on providing value for money to its customers.
- \* To maximize productive utilization of resources, deliver high quality services and to be recognized for setting the standards for excellence.
- \* To look constantly for new and better ways to provide innovative services. It will aim for customer convenience and satisfaction, learn from its competitors and constantly strive for excellence.
- \* To set measurable performance goals to support the objectives and mission of the organization and work as a professional, competent and dedicated team for the organization to achieve excellence in all areas of business and operations.
- \* To follow highest standards of business ethics and add social value for the community at large by discharging social obligations as a responsible corporate entity.
- \* To maintain absolute integrity, honesty, transparency and fair-play in all its official dealings and strive to maintain high standards of ethics.

**FRESH & HEALTHY ENTERPRISES LIMITED**  
**(A Wholly Owned Subsidiary of CONCOR)**  
**COMPANY INFORMATION**

**BOARD OF DIRECTORS**

Shri V. Kalyana Rama  
Chairman

Shri Sanjay Swarup  
Director

Shri Rahul Mithal  
Director

Smt. Sangeeta Ramrakhyani  
Director

**STATUTORY AUDITORS**

M/s Deepak Gulati & Associates  
New Delhi.

**BANKERS**

Axis Bank Limited  
State Bank of India  
Yes Bank Limited

**REGISTERED OFFICE**

CONCOR Bhawan,  
C -3, Mathura Road,  
New Delhi – 110076.

**KEY MANAGERIAL PERSONNEL**

Shri Santosh Sinha, Chief Executive Officer

Shri Ravindra Bhat, Chief Financial Officer

Ms. Suman Lata Khanna, Company Secretary

**FRESH & HEALTHY ENTERPRISES LIMITED**  
**(A Wholly Owned Subsidiary of CONCOR)**

**16<sup>th</sup> Annual Report (2020-21)**

**CONTENTS**

<b><u>Particulars</u></b>	<b><u>Page No(s)</u></b>
1. 10 Years Financial/Physical Performance	1
2. Notice	2 - 5
3. Directors' Report	6 - 13
4. Corporate Governance Report	14 - 20
5. Management Discussion & Analysis Report	21 - 27
6. Annexures to Directors' Report	28 - 36
7. Balance sheet	37
8. Profit & Loss Account	38
9. Statement of Changes in Equity	39
10. Cash Flow Statement	40
11. Notes to Accounts	41- 71
12. Independent Auditors' Report along-with Annexures thereto	72- 80
13. Comments of Comptroller & Auditor General of India u/s. 143(6)(b) of Companies Act, 2013	81- 82
14. Proxy Form	83

## 10 YEAR FINANCIAL/PHYSICAL PERFORMANCE (YEAR WISE DATA)

S.NO	PARTICULARS	FINANCIAL PERFORMANCE										PHYSICAL PERFORMANCE (YEAR WISE DATA)			
		2011-12	2012-13	2013-14	2014-15	2015-16	2016-17	2017-18	2018-19	2019-20	2020-21	As per IND AS	As per IND AS	As per IND AS	As per IND AS
1	Total Income (including other income)	4,028.68	3,922.97	8,555.89	3,286.47	2343.49	71.07	18.01	167.54	295.87	444.38				
2	Expenditure (Inc. Increase/decrease in stock)	4,081.91	3,817.57	11,310.07	3,534.47	4089.22	649.61	281.50	324.81	457.83	480.90				
3	<b>Operating Margin (1-2)</b>	<b>(53.23)</b>	<b>105.40</b>	<b>(2,754.18)</b>	<b>(248.00)</b>	<b>(1,745.73)</b>	<b>(578.54)</b>	<b>(263.49)</b>	<b>(157.27)</b>	<b>-161.96</b>	<b>-36.52</b>				
4	Interest Expenses	826.43	692.27	782.71	663.35	307.96	264.97	295.93	246.78	57.41	6.73				
5	Depreciation	361.60	360.69	379.19	535.96	536.74	522.13	503.08	434.79	425.94	440.39				
6	Profit before Tax	(1,241.26)	(947.56)	(3,916.08)	(1,447.31)	(2,590.43)	(1,365.64)	(1,062.50)	(838.84)	-645.31	-483.64				
7	Profit after Tax	(1,222.41)	(947.56)	(3,916.08)	(1,447.31)	(2,590.43)	(1,365.64)	(1,062.50)	(838.84)	-645.31	-483.64				
8	Other Comprehensive income	NA	NA	NA	NA	1.59	(7.99)	18.41	(0.14)	-0.61	0.03				
9	Total Comprehensive income for the year (7+8)	NA	NA	NA	NA	(2,588.84)	(1,373.63)	(1,044.09)	(838.98)	-645.92	-483.61				
10	Dividend	-	-	-	-	-	-	-	-	-	-				
11	Profit & Loss Account Balance	(5,124.31)	(6,071.87)	(9,987.95)	(11,435.95)	(14,000.78)	(15,374.41)	(16,418.50)	(17,257.48)	(17,903.40)	(18,387.01)				
12	General Reserve/Security Premium	10.62	19.03	19.06	95.23	41.33	41.33	41.33	41.33	41.33	41.33				
13	Term Loan	2,964.04	-	-	-	-	-	-	-	-	-				
14	Working Capital Loan	4,314.33	8,160.43	7,932.67	4,289.77	3,145.00	3,590.00	3,695.00	3,753.00	-	-				
15	<b>Reserve &amp; Surplus (11+12)</b>	<b>(5,113.69)</b>	<b>(6,052.84)</b>	<b>(9,968.89)</b>	<b>(11,340.72)</b>	<b>(13,959.45)</b>	<b>(15,333.08)</b>	<b>(16,377.17)</b>	<b>(17,216.15)</b>	<b>(17,862.07)</b>	<b>-18345.68</b>				
16	Fixed Assets (Gross Block)	8,177.23	8,180.73	8,134.51	8,168.39	8061.34	7990.46	7,756.69	6793.03	7171.90	7610.66				
17	Sundry Debtors	1,068.96	274.76	551.97	423.71	202.51	166.49	163.40	160.01	203.40	283.9				
18	Share Capital	4,827.38	7,632.96	7,642.93	14,566.77	14,566.77	14,566.77	14,566.77	15,911.77	21,501.20	21,501.20				
19	Capital Employed**	2,049.83	1,538.18	(2,355.95)	3,206.05	607.32	(766.31)	(1,810.40)	(1,304.38)	3639.13	3155.52				
20	Government Investment	-	-	-	-	-	-	-	-	-	-				
21	<b>Net Worth (15+18)</b>	<b>(290.21)</b>	<b>1,538.17</b>	<b>(2,355.96)</b>	<b>3,206.05</b>	<b>607.32</b>	<b>(766.31)</b>	<b>(1,810.40)</b>	<b>(1,304.38)</b>	<b>3639.13</b>	<b>3155.52</b>				
22	Profit before Tax to Capital Employed (6+19)	(0.61)	(0.62)	1.66	(0.45)	(4.27)	1.78	0.59	0.64	-0.18	-0.15				
23	Operating Margin to Capital Employed (3+19)	(0.03)	0.07	1.17	(0.08)	(2.87)	0.75	0.15	0.12	-0.04	-0.01				
24	Profit after Tax to Share Capital (7+18)	(0.25)	(0.12)	(0.51)	(0.10)	(0.18)	(0.09)	(0.07)	(0.05)	-0.03	-0.02				
25	Expenditure to Income (2+1)	1.01	0.97	1.32	1.08	1.74	9.14	15.63	1.94	1.55	1.08				
26	Number of Employees	35.00	36.00	37.00	32.00	27.00	25.00	4.00	4.00	4.00	4.00				
27	Income per Employee (1+26)	115.11	108.97	231.24	102.70	86.80	2.84	4.50	41.89	73.97	111.10				
28	Current Ratio	0.47	0.50	0.11	0.65	0.12	0.07	0.06	0.30	3.13	1.71				
29	Debt/Equity Ratio (13+14)+21	(25.08)	5.31	(3.37)	1.34	5.18	(4.68)	(2.04)	(2.88)	-	-				
30	<b>PHYSICAL PERFORMANCE (HANDLING OF FRUITS IN MTs)</b>														
	<b>Fruits Handling (in MTs)</b>														
	Opening Stock	914.869	2,878.406	4,573.675	-	3824.735	-	-	-	-	-				
	Procured	7,113.336	6,827.576	11,239.281	8,544.296	-	-	-	-	-	-				
	Sold	5,009.231	4,639.104	15,062.312	4,549.672	3544.563	-	-	-	-	-				
	Closing Stock	2,878.406	4,573.675	-	3,824.735	-	-	-	-	-	-				

## Note 1. Quantities are in MTs

- Quantities of 140.568 MT and 493.203 MT in 2011-12 and 2012-13, respectively, is due to moisture loss, spoilage & Testing of fruits.
- Shortage of 750.644 MT and 169.889 MT in 2013-14 and 2014-15, respectively, is due to moisture loss, spoilage & Testing of fruits.
- Shortage of 280.172 MT in 2015-16 is due to moisture loss, spoilage & Testing of fruits.
- Debt/Equity Ratio calculated on Term Loan and Working Capital Loan excluding interest accrued & due.
- \*\* Capital Employed and Net worth calculated after deduction of Preliminary Expenses not written off upto 2014-15 and thereafter modified as per IND AS.
- Profit & Loss account balance for the FY 2014-15 has been adjusted due to change in rate of Depreciation.
- While calculating the Current ratio, non-current & current liabilities/assets has been taken into consideration.

## **NOTICE**

Notice is hereby given that the 16<sup>th</sup> Annual General Meeting of the Shareholders of the Company will be held as under -:

Date : 2<sup>nd</sup> September, 2021  
Day : Thursday  
Time : 3:30 P. M.  
Venue : CONCOR Bhawan,  
C-3, Mathura Road,  
New Delhi – 110076.

to transact, with or without modifications, as may be permissible, the following business :-

### **ORDINARY BUSINESS** -:

To consider, and if thought fit, to pass the following resolutions as Ordinary Resolutions -:

1. To receive, consider and adopt the financial statements for the year ended on 31.03.2021 and the report of Board of Directors' and Auditors' thereon.
2. To appoint a Director in place of Shri Rahul Mithal (DIN : 07610499) who retires by rotation and being eligible, offers himself for reappointment.
3. To take note of the appointment of M/s. Deepak Gulati & Associates, Chartered Accountants, New Delhi as Statutory Auditors of the Company and fix their remuneration and to pass the following resolution as an Ordinary Resolution :

1.

"RESOLVED THAT the appointment of M/s. Deepak Gulati & Associates, Chartered Accountants as Statutory Auditors of the Company for the financial year 2020-21, in terms of order no. CA. V/COY/ CENTRAL GOVERNMENT,F&HEL (1)/433 dated 18/08/2020 of C&AG of India, be and is hereby noted. Further, they may be paid such remuneration as may be fixed by Board of Directors of the Company from time to time."

By order of Board of  
Fresh & Healthy Enterprises Limited

Sd/-  
(Suman Lata)  
Company Secretary  
Date 26<sup>th</sup> August, 2021  
Place New Delhi

**NOTES :**

- (a) Details of director seeking re-appointment/appointment at the meeting, is annexed hereto and forms part of Notice.
- (b) A member entitled to attend and vote at the meeting is entitled to appoint a proxy to attend and vote instead of himself /herself and proxy need not be a Member.
- (c) The instrument appointing proxy should however be deposited at the Registered Office of the Company not less than forty eight hours before the commencement of the meeting.
- (d) Pursuant to Section 139 of Companies Act, 2013, Auditors of a Government Company are to be appointed/re-appointed by the Comptroller and Auditor General (C & AG) of India, and in terms of provisions contained in Companies Act, 2013, their remuneration shall be fixed by Company in General Meeting or in such manner as the Company in General Meeting may determine. In pursuance of the same, C&AG of India has appointed M/s. Deepak Gulati & Associates, Chartered Accountants, as Statutory Auditor of the Company for the F/Y 2020-21. Accordingly, Members are requested to authorize Board of Directors of the Company to fix the remuneration for the Statutory Auditors of the Company.
- (e) All the documents referred to in the accompanying Notice are open for inspection at the Registered office of the Company during office hours on all working days upto and inclusive of the date of Annual General Meeting.



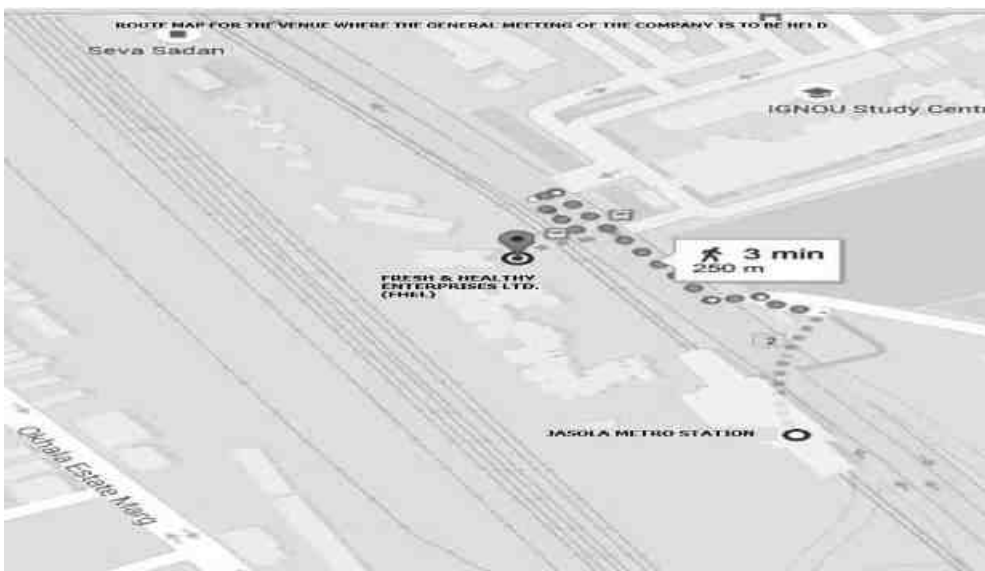
**DETAILS OF DIRECTOR(S) SEEKING RE-APPOINTMENT/APPOINTMENT AT THE FORTHCOMING ANNUAL GENERAL MEETING**

Name	Date of Birth	Date of appointment	Qualifications	Expertise in specific functional areas	List of Other Companies in which Directorship Held	Details of Other Committee Membership
Shri Rahul Mithal	02.06.1967	09.04.2018	Mech., Elect., Engg. Graduate, MBA (Fin), CEng., FiMechE (UK)	More than 20 years of experience in various key positions in Indian Railways. Has a wide exposure of various aspects of Design and Maintenance of Rolling Stock and Handling Equipment and held various key assignments of Operations and Maintenance in the Railways. In the last 10 years in CONCOR, closely associated with the Planning, Execution and Monitoring of various mega Projects and played a key role in drafting the Strategic Plan : Vision 2020 of CONCOR.	One*	Two**

\* Container Corporation of India Limited.

\*\* Member of Risk Management Committee and Stakeholders Relationship Committee in Container Corporation of India Limited;

**Location Map**



4.

**FRESH & HEALTHY ENTERPRISES LIMITED (FHEL)**  
**(A wholly owned subsidiary of CONCOR)**

**Directors' Report**

***To the shareholders***

Your Directors are pleased to present their report on the business and operations of the Company together with the Audited Accounts for the financial year ending 31<sup>st</sup> March, 2021.

**RE-ENGINEERING OF RAI FACILITY, OPERATION & MARKETING REVIEW**

Due to changed business dynamics with implementation of Goods and Service Tax (GST), customized storage requirements, intense competition with un-organized sector, it had been decided in the year 2018 to Re-engineer the Rai facility in two phases for development as an Agri-logistics Centre with changed business model of leasing/renting out the warehousing space for Cold Storage, CA storage and Custom Bonded Warehousing to interested parties.

Under the first phase, CONCOR infused a sum of Rs. 13.45 Cr. towards modification of existing infrastructure in order to make the facility more versatile and suitable for storage of variety of products apart from Apple. Major modifications, like erection of mezzanine floors in chambers to facilitate lot-wise storage of cargo, fixing of small doors in chambers to minimize refrigeration loss and temperature fluctuations during arrival & dispatch of cargo, installation of temperature indicators outside the chambers to enhance confidence of clients, installation of equipments for potato storage, have already been carried out. Further, 1/3<sup>rd</sup> of the facility (26 chambers) was converted in Custom boned warehouse, which is one of the first –of-its kind in Delhi/NCR region. Thus, the first phase is near to its completion.

Further, CONCOR has invested a sum of Rs. 5.46 Cr. in July, 2021 towards partial funding of second phase of Re-engineering Plan of FHEL. Construction work for the second phase has also started and is likely to be completed in December 2021.

The financial year 2020-21, has been full of turbulence due to Covid Pandemic. Despite all the hardships, the facility was running throughout the year. During the year, we have increased our customer base from 100 to 142 and also increased the range of products being stored. These initiatives are likely to yield rich dividend in the coming years. As on 15-6-2021, 66 chambers (19 custom bonded and 47 cold stores) were rented out for storage of Apples, Kiwi, Dates, Malta, Fruit Syrup, Pears, Grapes, Almonds, Walnuts etc.

## **FINANCIAL REVIEW**

During the year under review, Operating turnover of your Company increased from ₹ 229.92 Lakhs in F/Y 2019-20 to ₹ 402.01 lakhs in F/Y 2020-21. Total income of Company augmented from ₹ 295.87 Lakhs in FY 2019-20 to ₹ 444.38 lakhs, mainly due to increased operations during FY 2020-21.

Cost of Sales increased from ₹ 293.06 lakhs in F/Y 2019-20 to ₹ 363.54 Lakhs in F/Y 2020-21. Further, Employee Benefits Expenses, Finance costs and other expenses for F/Y 2020-21 are ₹ 21.69 lakhs, ₹ 6.73 lakhs and ₹ 95.67 lakhs, respectively. After providing for depreciation & amortization expenses and other comprehensive income amounting to ₹ 440.39 lakhs and ₹ 0.03 Lakhs, respectively, the Company suffered net Loss of ₹ 483.61 lakhs during F/Y 2020-21 as against net Loss of ₹ 645.92 lakhs during previous year 2019-20. As on 31.03.2021, accumulated losses of the company stood at ₹ 18387.01 lakhs

The Company earned operating profit of ₹ 38.47 Lakhs in FY 2020-21 as against operating loss of ₹ 63.14 Lakhs in FY 2019-20. FHEL also reduced its net loss by 25% appx. i. e. from ₹ 645.92 Lakhs in FY 2019-20 to ₹ 483.61 Lakhs in FY 2020-21.

## **CAPITAL STRUCTURE**

The Authorized Equity Share Capital of the Company stood at ₹ 250 Cr. as on 31.03.2021. Issued, Subscribed and Paid up Equity Share Capital of the Company increased from ₹ 215.01 Cr. to ₹ 220.47 Cr. on 06.07.2021, after issue and allotment of 54,60,000 Equity shares to CONCOR.

CONCOR continues to hold 100% of the Paid up Equity Share Capital of FHEL, during the financial year 2020-21.

## **DEMATERIALIZATION OF SECURITIES**

Ministry of Corporate Affairs (MCA) vide its notification dated 22.01.2019 exempted unlisted public company which is a Government Company or a wholly owned subsidiary, from the provisions of compulsory dematerialisation of securities.

FHEL, being an unlisted Government Company and also a wholly owned subsidiary of CONCOR, is not required to get its shares dematerialised and admitted into Depository system.

## **SECURED LOAN**

Your Company has not taken any Secured loan during F/Y 2020-21.

## **UNSECURED LOAN**

Your Company has not taken any Unsecured loan during F/Y 2020-21.

## **DEPOSITS**

Your Company has not accepted any deposit from public as defined in Section 73 and 76 of the Companies Act, 2013, during the F/Y ended on 31.03.2021.

## **PARTICULARS OF LOANS, GUARANTEES OR INVESTMENTS U/S 186**

FHEL has not given any loans or guarantee or made any investment covered under the provisions of Section 186 of the Companies Act, 2013.

## **CONTRACTS OR ARRANGEMENTS OR TRANSACTIONS WITH RELATED PARTIES**

As per notification dated 5<sup>th</sup> June, 2015 issued by Ministry of Corporate Affairs, first and second proviso to sub-section (1) of Section 188 under Chapter XII of Companies Act, 2013, were not applicable to a Government Company in respect of contracts or arrangements entered into with any other Government Company.

Further, MCA vide its notification dated 2<sup>nd</sup> March, 2020 exempted the Government Company from compliance with provisions of first and second proviso to sub-section (1) of 188 in respect of contracts or arrangements entered into by Government Company with any other Government Company, or with Central Government or any State Government or any combination thereof.

However, the details of contracts or arrangements or transactions with Related parties are stated under Note no. 40 of financial statements and also attached to this report in prescribed format as required under Section 134(3)(h) of Companies Act, 2013.

## **PARTICULARS OF EMPLOYEES**

As per notification dated June 5, 2015 issued by the Ministry of Corporate Affairs, Government companies have been exempted to comply with the provisions of Section 197 of the Companies Act, 2013 and corresponding rules of Chapter XIII. FHEL being a Government company is not required to include aforesaid information as a part of the Directors' Report. However during the period under review, the Company had no employees of the category falling under Rule 5(2) of the Companies (Appointment and Remuneration of Managerial Personnel).

## **HUMAN RESOURCE MANAGEMENT**

Human resource management function in the organization is designed to maximize employee performance. As on 31.03.2021, there were 4 regular employees working in FHEL.

## **INDUSTRIAL RELATIONS**

Positive IR has been the goal of HR Department. FHEL provides two way communication, participative culture, open platforms for discussion and motivation of the employees.

## **RESERVATION POLICY**

FHEL a wholly owned subsidiary of CONCOR, a Central Government Public Sector (PSU), is following all the Presidential Directives and Guidelines as issued by the Government from time to time regarding reservation for SCs, STs, OBCs, Physically Handicapped and Ex-servicemen in letter and spirit. As on 31.03.2021, there were 03-General and 01- SC employee working in FHEL.

## **DISCLOSURE UNDER SEXUAL HARRASSMENT OF WOMEN AT WORKPLACE (PREVENTION, PROHIBITION AND REDRESSAL) ACT, 2013**

Fresh & Healthy Enterprises Ltd. (FHEL) prohibits any kind of act of Sexual Harassment at work place and included the acts amounting to Sexual Harassment at Workplace in its Conduct Rules and Certified Standing orders (as certified in 1998) and Discipline & Appeal Rules so as to prohibit any such Act.

FHEL has constituted an Internal Complaints Committee in the year 2014 to receive and investigate complaints related to "Sexual harassment at workplace" following the guidelines issued by Hon'ble Supreme Court of India in "Visakha Vs. State of Rajasthan". The committee consists of four members including one external member who is practicing advocate in Hon'ble High Court of Punjab & Haryana, Chandigarh. Company Secretary is the Presiding Officer of the committee.

During the FY 2020-21, no complaint has been received by the Committee.

## **RESEARCH & DEVELOPMENT (R & D)**

No new R & D activities were carried out during the period under review.

## **CORPORATE SOCIAL RESPONSIBILITY (CSR) AND SUSTAINABLE DEVELOPMENT**

Being a loss making entity, FHEL is not mandated to incur any expenditure towards CSR in accordance with the provisions of Companies Act, 2013 and rules made there-under.

## **PARTICULARS RELATING TO CONSERVATION OF ENERGY, TECHNOLOGY ABSORPTION, FOREIGN EXCHANGE EARNINGS & OUTGO**

The particulars in respect of Conservation of energy and technology absorption are detailed in the Annexure.

There is no Foreign Exchange earning or outgo during the Financial year 2020-21.

Page 4 of 8

## **RISK MANAGEMENT POLICY**

FHEL has identified the possible risks & mitigation plans arising in the Key areas of the Company. Implementation of risk mitigation/management measures, is reviewed by the Audit Committee and Board periodically.

## **AUDITORS**

Being a Government Company, the Comptroller & Auditor General of India appointed M/s. Deepak Gulati & Associates, Chartered Accountants, Delhi as Company's Statutory Auditors for the F/Y 2020-21. Statutory Auditor is paid remuneration of ₹ 1,08,000/- plus Goods & Service Tax, as fixed by Board of Directors'.

The Statutory Auditors of your Company have given report on the accounts of the Company for the financial year 2020-21 drawing attention under 'Emphasis of Matter' in respect of sundry debtors. Management's reply to the point raised by Statutory Auditor, is as under -:

<b>Statutory Auditor's Remark</b>	<b>Management's Reply</b>
<p><b>Statutory Auditor's Report- Emphasis of Matter</b></p> <p>We draw attention to the following matters in the Notes to the financial statements</p> <p>Note no. 8 to the financial statement in respect of sundry debtors there is uncertainty related to the outcome of the lawsuit filed against various sundry debtors.</p> <p>Our opinion is not modified in respect of these matters.</p>	<p>It is stated that all 6 cases are subjudice in legal proceedings.</p>

C&AG vide its letter dated 30.06.2021 (as per annexure) communicated its decision to not to conduct the supplementary audit of the Financial Statements of the Company for the period ended 31.03.2021 under section 143(6)(a) of the Act. Further, FHEL is not required to maintain Cost Records as specified u/s 148(1) of Companies Act, 2013.

## **SECRETARIAL AUDIT**

In accordance with the Provisions of Companies Act, 2013 and rules made there-under, Company has appointed M/s. Amit Agrawal & Associates, Company Secretaries as Secretarial Auditor, who have conducted Secretarial Audit for F/Y 2020-21. The Report of Secretarial Auditor & Corporate Governance compliance certificate, without any adverse observation/remark, are annexed herewith.

## **BOARD OF DIRECTORS**

The Board met 4 (Four) times for transacting business of the Company during the financial year 2020-21.

Ministry of Corporate Affairs (MCA) vide its notifications dated 5<sup>th</sup> July, 2017 & 13<sup>th</sup> July, 2017 exempted unlisted wholly owned subsidiaries from the requirement of appointing Independent Directors on their Board and constitution of 'Audit Committee' and 'Nomination and Remuneration Committee'.

Department of Public Enterprises (DPE) vide its office memo F. No. 18(7)/2013-GM dated 16.01.2019 clarified that there would be no bar on appointment of non-official Director(s) on the Board of a particular subsidiary of a CPSE, in case the concerned Administrative Ministry/Department so desires.

Hence, there is no requirement to appoint Non-official (Independent) Director in FHEL, a wholly owned subsidiary of CONCOR under Ministry of Railways, unless Ministry of Railways so desires.

The following Directors' are on the Board till the date of the Report -:

1. Shri V. Kalyana Rama, CMD/CONCOR & Chairman/FHEL;
2. Shri Sanjay Swarup, Director (IM & O)/CONCOR & Director/FHEL;
3. Shri Rahul Mithal, Director (P & S)/CONCOR & Director/FHEL;
4. Smt. Sangeeta Ramrakhiani, GGM(HR)/CONCOR & Director/FHEL.

## **RETIREMENT OF DIRECTORS BY ROTATION**

In terms of provisions of the Companies Act, 2013, Shri Rahul Mithal, Director, is liable to retire by rotation and being eligible, offers himself for re-appointment.

## **DECLARATION BY INDEPENDENT DIRECTOR**

In terms of MCA notification dated 5<sup>th</sup> July, 2017 inserting Rule 4(2) to Companies (Appointment & Qualification of Directors) Rules, 2014, unlisted wholly owned subsidiary company, is exempt from the requirement of appointing Independent Directors on the Board.

Accordingly FHEL, a wholly owned unlisted subsidiary of CONCOR is exempt under the Provisions of Companies Act, 2013 & Rules made there-under from the requirement of appointing Independent Directors.

### **PERFORMANCE EVALUATION OF THE DIRECTORS' AND THE BOARD**

As required by provisions of Companies Act, 2013, evaluation of performance of directors including that of Independent Directors' and the Board is to be carried out either by the Board or by the Nomination and Remuneration Committee or by the Independent Directors. It also requires disclosure of formulated criteria for performance evaluation in this Report.

Ministry of Corporate Affairs, through its notification dated 5<sup>th</sup> June, 2015 has exempted Government Companies from these provisions.

However, it may be noted that Appointment of Directors of your Company is done by holding company CONCOR, a PSU under Ministry of Railways. Minutes of Committee Meetings, are placed before FHEL's Board. Minutes of Board meetings of FHEL are sent to CONCOR for placing them before CONCOR's Board. Evaluation of Board Members is done by CONCOR/Ministry of Railways, as per procedures laid down.

### **DIRECTORS' RESPONSIBILITY STATEMENT**

In accordance with the provisions of Section 134(5) of Companies Act, 2013, Board confirmed that -:

- (i) in the preparation of the annual accounts for the financial year ended 31<sup>st</sup> March, 2021, the applicable accounting standards had been followed along with proper explanation relating to material departures;
- (ii) the directors had selected such accounting policies and applied them consistently and made judgements and estimates that were reasonable and prudent so as to give a true and fair view of the state of affairs of the Company at the end of financial year and of the profit and loss of the Company for the year under review;
- (iii) the directors had taken proper and sufficient care for the maintenance of adequate accounting records in accordance with the provisions of the Companies Act, 2013, for safeguarding the assets of the Company and for preventing and detecting fraud and other irregularities;
- (iv) the directors had prepared the accounts for the financial year ended 31<sup>st</sup> March, 2021 on a 'going concern' basis;
- (v) the directors had laid down internal financial controls to be followed by the company and that such internal financial controls are adequate and were operating effectively;
- (vi) the directors had devised proper systems to ensure compliance with the provisions of all applicable laws and that such systems were adequate and operating effectively.



## **CODE OF CONDUCT**

The Company has adopted CONCOR's Code of Conduct for Board Members & Senior Management of the Company. Link of the Code of Conduct is available on website of the Company i.e. [www.fhel.co.in](http://www.fhel.co.in).

Based on the affirmation received from Board Members and Key Managerial Personnel, it is hereby declared that all the members of the Board and Key Managerial Personnel have affirmed compliance of Code of Conduct for the financial year ended on March 31<sup>st</sup>, 2021.

## **CORPORATE GOVERNANCE AND MANAGEMENT DISCUSSION & ANALYSIS REPORT**

Report on Corporate Governance and Management Discussion & Analysis, is enclosed and forms part of Directors' Report.

## **ANNUAL RETURN**

In accordance with requirements of Section 92(3) of Companies Act, 2013, Annual Return of FHEL, is available at [www.fhel.co.in](http://www.fhel.co.in).

## **CONCLUSION**

Your Company acknowledges the support and understanding extended by Container Corporation of India Limited, Bankers and Auditors of the Company.

For and on behalf of the Board of Directors

Sd/-

(V. Kalyana Rama)  
CHAIRMAN

Place : New Delhi  
Date : 29.07.2021

## Annexure to the Directors' Report

---

### **CORPORATE GOVERNANCE REPORT**

---

Fresh & Healthy Enterprises Ltd. (FHEL) is a Wholly Owned Subsidiary of Container Corporation of India Ltd. (CONCOR) to carry on Cold chain business.

### **COMPANY'S PHILOSOPHY**

FHEL's mission is to provide sufficient handling and storage facilities for perishables in India. The Company strives to provide value for money to its customers and fulfill aspiration of its stakeholders by providing qualitative and efficient services and to conduct its business according to best principles of good Corporate Governance as indicated by the disclosures given in the Annexure.

### **BOARD OF DIRECTORS**

CMD/CONCOR is the ex-officio Part-time Chairman on the Board of FHEL and all other members of Board are nominated / appointed by CONCOR.

As on 31.03.2021, Board of Directors' of the Company comprises of Four Part-time Directors including a Chairman (Ex-officio) and one Women Director.

The Board met four times for transacting business during the financial year 2020-21 on the following dates :-

<u>Board Meeting No.</u>	<u>Board Meeting Dates</u>
79	19 <sup>th</sup> June, 2020
80	5 <sup>th</sup> August, 2020
81	3 <sup>rd</sup> Nov., 2020
82	2 <sup>nd</sup> Feb., 2021

The Company has adopted CONCOR's Code of Conduct for Board Members & Senior Management of the Company. The link of same is available on website of company i.e. [www.fhel.co.in](http://www.fhel.co.in).

Based on the affirmation received from Board Members and Key Managerial Personnel, it is hereby declared that all the members of the Board and Key Managerial Personnel have affirmed compliance of Code of Conduct for the financial year ended March 31<sup>st</sup> 2021.

The Composition of Directors, attendance at the Board Meetings during the year 2020-21 and the last Annual General Meeting, the number of other directorships, chairmanship and committee memberships (as provided) are given below -:

<i>Sl. No.</i>	Category of Directorship	Name of Director	No. of Board Mtgs Attended	Attendance At last AGM	No. of Other Membership / Chairmanship	No. of Other Directorship / Chairmanship
<i>(I)</i>	<b>Part-time Ex-Officio/Non-Executive Chairman</b>					
1.	Chairman & Managing Director/CONCOR	Sh. V. Kalyana Rama (DIN : 07201556)	Four	Yes	One	Four
<i>(II)</i>	<b>Part-time Directors /Non-Executive</b>					
2.	Dir. (IM & Ops)/CONCOR	Sh. Sanjay Swarup (DIN : 05159435)	Three	Yes	Three	Four
3.	Director (Projects & Services)/CONCOR	Shri Rahul Mithal (DIN : 07610499)	Four	Yes	Two	One
4.	GGM (HR)/CONCOR	Ms. Sangeeta Ramakhyani (DIN No : 0008058303)	Four	Yes	Nil	Two

### **KEY MANAGERIAL PERSONNEL**

In accordance with the provisions of Companies Act, 2013, following officials are the Key Managerial Personnel -:

Shri Santosh Sinha, Chief Executive Officer;  
Shri Ravindra Bhat, Chief Financial Officer;  
Ms. Suman Lata, Company Secretary.

### **AUDIT COMMITTEE**

MCA vide its notifications dated 5<sup>th</sup> July, 2017 & 13<sup>th</sup> July, 2017 exempted wholly owned subsidiary company from the requirement of appointing Independent directors on the Board and constituting 'Audit Committee', respectively. Thus, in accordance with the provisions of Companies Act, 2013 and rules made there-under as amended from time to time, FHEL being a wholly owned subsidiary of CONCOR is exempt from complying with the provisions of Section 177 of Companies Act, 2013 in respect of constitution of Audit Committee with requisite composition of Independent Directors and other matters prescribed there-under.

Further, Department of Public Enterprises (DPE) vide its office memo F. No. 18(7)/2013-GM dated 16.01.2019 clarified that there would be no bar on appointment of non-official Director(s) on the Board of a particular subsidiary of a CPSE, in case the concerned Administrative Ministry/Department so desires.

Hence, there is no requirement to appoint Non-official (Independent) Director in FHEL, a wholly owned subsidiary of CONCOR under Ministry of Railways, unless Ministry of Railways so desires.

However, in accordance with DPE guidelines on Corporate Governance, Audit Committee comprises of the following members -:

Sh. Sanjay Swarup - Member  
Sh. Rahul Mithal - Member  
Smt. Sangeeta Ramrakhyani - Member

Ms. Suman Lata, Company Secretary is the Secretary of the Committee.

The Committee met 4 (Four) times during the financial Year 2020-21 on 19.06.2020, 05.08.2020, 03.11.2020 and 02.02.2021.

The details of the attendance of the members in the Committee meetings held during F/Y 2020-21 are as under -:

<b>S. No.</b>	<b>Name of Members</b>	<b>No. of Committee Meetings Attended</b>
1.	Sh. Sanjay Swarup	Three
2.	Sh. Rahul Mithal	Four
3.	Smt. Sangeeta Ramrakhyani	Four

The Committee reviews the Company's Annual / quarterly financial Results before submission to the Board. The Committee attempts to ensure that decision making in the company is objective and that there are adequate internal controls to ensure efficient realization of revenue, and due propriety of expenditure.

## **REMUNERATION COMMITTEE**

Ministry of Corporate Affairs (MCA) vide its notifications dated 5<sup>th</sup> July, 2017 & 13<sup>th</sup> July, 2017 exempted wholly owned subsidiary company from the requirement of appointing Independent directors on the Board and constituting 'Nomination and Remuneration Committee', respectively. Thus, in accordance with the provisions of Companies Act, 2013 and rules made there-under as amended from time to time, FHEL being a wholly owned subsidiary of CONCOR is exempt from complying with the provisions of Section 178 of Companies Act, 2013 in respect of constitution of Nomination & Remuneration Committee with requisite composition of Independent Directors and other matters prescribed there-under.

Further, Department of Public Enterprises (DPE) vide its office memo F. No. 18(7)/2013-GM dated 16.01.2019 clarified that there would be no bar on appointment of non-official Director(s) on the Board of a particular subsidiary of a CPSE, in case the concerned Administrative Ministry/Department so desires.

Hence, there is no requirement to appoint Non-official (Independent) Director in FHEL, a wholly owned subsidiary of CONCOR under Ministry of Railways, unless Ministry of Railways so desires.

However, in accordance with DPE guidelines on Corporate Governance, FHEL has constituted Remuneration Committee, comprised of the following members -:

- (i) Sh. Sanjay Swarup - Member
- (ii) Sh. Rahul Mithal - Member
- (iii) Smt. Sangeeta Ramrakhyani - Member

During the Financial Year 2020-21, No meeting of 'Remuneration Committee' was held.

No remuneration is paid to functional Directors of holding Company nominated/appointed by CONCOR in FHEL. They draw their remuneration from CONCOR as per IDA Pay Scales and terms & conditions determined by Govt.

## **SUBSIDIARY COMPANY**

FHEL is a Wholly Owned Subsidiary Company of CONCOR and its turnover or net worth is less than 20% of turnover or net worth, respectively of CONCOR (Holding Company). The Company follows Corporate Governance Guidelines and the practice of putting up of Minutes of Board Meetings of FHEL to the BOD of Holding Company, viz. CONCOR.

## **GENERAL BODY MEETINGS**

Details of location, time and date of last three AGMs are as under -:

<b><u>AGM Date</u></b>	<b><u>Location</u></b>	<b><u>Time</u></b>
28.09.20	Conference Hall, Container Corporation of India Ltd. C-3, Mathura Road, New Delhi - 110076	17:30 Hrs.
27.08.19	-----Do-----	11:00 Hrs.
20.09.18	-----Do-----	11:00 Hrs.

## **AGM of Current Year**

Date : **02.09.2021**  
Time : 03:30 PM  
Venue : CONCOR Bhawan, C-3,  
Mathura Road, New Delhi-110076

## **DISCLOSURES**

- (i) During the year, there was no transaction of material nature with the directors or their relatives that had potential conflict with the interest of the company.
- (ii) There were no instances of penalties/strictures imposed on the Company by any statutory authority due to non-compliance on any matter related to any guidelines issued by Government during the last three years.
- (iii) In terms of Corporate Governance Guidelines & to adopt best practices therein, the Company has 'Whistle Blower Policy' in place.
- (iv) Your Company has filed report on Corporate Governance in specified format to CONCOR (holding company) & DPE within stipulated time.
- (v) Compliance with the requirement of these guidelines, are detailed in this report.
- (vi) FHEL has been following Presidential Directives and Guidelines issued by the Govt. of India from time to time regarding reservation of SCs, STs, OBCs, Physically Handicapped & Ex-Servicemen in letter and spirit.
- (vii) No Expenditure has been debited in the Books of Accounts, which is not for the purpose of business.
- (viii) The Company has not incurred any expense which is personal in nature and incurred for the Board of Directors and Top Management.

- (ix) Details of Administrative and office (Other) expenses as percentage of total expenses -:

<b><u>Fin. Year</u></b>	<b><u>Admn. &amp; Office (Other) Exp. (₹ in Lakhs)</u></b>	<b><u>Total Expenses (₹ in Lakhs)</u></b>	<b><u>Percentage of Admn. &amp; Office (Other) Expenses Vis-à-vis Total Expenses</u></b>
2020-21	95.67	928.02	10.31%
2019-20	142.53	941.18	15.14%

- (x) Transactions with related parties as per requirements of Accounting Standards issued by the Institute of Chartered Accountants of India are disclosed in relevant notes to the Balance Sheet of the Company.

- (xi) The Company has an adequate risk assessment and minimization plan. Certificate of compliance of applicable laws, is being placed before the Board.
- (xii) Company has complied with the applicable Secretarial Standards issued by ICSI.
- (xiii) No fraud has been reported by the Auditors to the Audit Committee or the Board.
- (xiv) No significant or material orders were passed by the Regulators or Courts or Tribunals which impact the going concern status and Company's operations in future.

**MEANS OF COMMUNICATION**

**Financial Results** : The Annual Report and quarterly un-audited financial results are regularly posted by the Company on its website.

**Annual Report** : Annual Report containing inter-alia Audited Annual Accounts, Directors' Report, Auditors' Report and other information, is circulated to members and others entitled thereto. Management Discussion & Analysis report forms a part of the Annual report.

**DETAILS OF DIRECTORS RETIRING BY ROTATION AND SEEKING RE-APPOINTMENT/APPOINTMENT AT THE FORTHCOMING ANNUAL GENERAL MEETING**

Name	Date of Birth	Date of appointment	Qualifications	Expertise in specific functional areas	List of Other Companies in which Directorship Held	Details of Other Committee Membership
Shri Rahul Mithal	02.06.1967	09.04.2018	Mech., Elect., Engg. Graduate, MBA (Fin), CEng., FiMechE (UK)	More than 20 years of experience in various key positions in Indian Railways. Has a wide exposure of various aspects of Design and Maintenance of Rolling Stock and Handling Equipment and held various key assignments of Operations and Maintenance in the Railways. In the last 10 years in CONCOR, closely associated with the Planning, Execution and Monitoring of various mega Projects and played a key role in drafting the Strategic Plan : Vision 2020 of CONCOR.	One*	Two**

\* Container Corporation of India Limited.

\*\* Member of Risk Management Committee and Stakeholders Relationship Committee in Container Corporation of India Limited;

For and on Behalf of the Board of Directors

Sd/-

(V. Kalyana Rama)  
CHAIRMAN

Place : New Delhi  
Date : 29.07.2021



## MANAGEMENT DISCUSSION AND ANALYSIS

### **1. Industry Structure & Developments :**

Food/Agriculture and medical sectors are perhaps most important for the mankind and any country. Accordingly, Food/Agri Sector is on priority list of present Indian government as well. In the Agri sector, Fruits and Vegetables segment holds a prominent position. India is a largest producer of vegetables and second largest producer of fruits in the world, ₹ 2,00,000 crores plus. This in itself is a proof that Fruits and Vegetables sector and businesses dealing with it hold immense business potential. As per data available, nearly, 16% of the total Fruits and Vegetables production valuing approx. ₹ 40,000 crores plus perishes every year due to non-availability of appropriate and adequate cold chain infrastructure in the country. Hence, presents an excellent business opportunity.

The Fruits and Vegetables sector has its own challenges. Fruits & Vegetable business in India is almost entirely unorganized. The farm sizes are small and traditionally growers either bring their produce to nearby markets/ mandies or send the produce to commission agents for sale. All the players in the supply chain growers, commission agents, other middlemen and retailers, are totally unorganized. However, from last couple of years few organized players like retail chains are trying to establish themselves in the market place. Still due to the perishable nature of the commodity, the emphasis on fresh produce in retail chains is very low and this also is bought from nearby mandies only. Further, the country lacks Cold Chain infrastructure and therefore, generally during the season we see glut in the market & prices dip to unsustainable levels. All factors mentioned above lead to losses of produce.

Most of the Cold Store facilities available are suitable and used for Potato Storage. There is a gap with respect to availability of state of the art Cold Chain Infrastructure & Knowledge of Storage of other Fruits & Vegetables. This presents both an opportunity & a problem in this sector.

FHEL is one of the first companies who had invested in specialized CA Store for storage of apples. With the modifications being carried out we will be able to offer services which will accommodate traditional storage practices with better results due to the state of art technology. Further, encouraged by the suitability of technology and associated benefits, private sector has seized the opportunity and invested heavily in setting up of CA Stores in the country. In last 14 years, many facilities have come up in Delhi NCR and in apple growing states of Himachal Pradesh and Jammu & Kashmir. As on date the estimated CA Storage capacity in the country is 1.5 lac MT approx. This exponential increase in the capacity has resulted in rather stunted growth of imported apples, thereby, conserving precious foreign exchange for the country. Despite all these developments the import of apples and other fruits, is still increasing exhibiting further growth potential of CA storage /CCI in the country.

2. **SWOT ANALYSIS (Strength & Weakness) :**

**Strengths -:**

- a) Fruits & Vegetable market in India is huge (approx. ₹ 2,00,000 Crore +) & high percentage (i.e. 16%) of perishability holds tremendous business potential for Cold Chain Infrastructure segment.
- b) The increase in the disposable income in hand of the consumer has led to year round demand for apples and hence larger demand for CA Storage.
- c) Being in operation for last 14 years the target customers are reasonably sure of our storage facility.
- d) Being a PSU, the transparent and uniform policies and dealings with all leads to better confidence among the clients.
- e) There is huge latent demand for quality produce, as country is importing large quantities of Fruits.
- f) High Margins in this trade are possible, resulting in higher demand potential.

**Weaknesses -:**

- a) The sector is highly unorganized.
- b) Smaller players like growers are not able to reap the benefit of long term CA Storage due to poor financial risk taking capacity.
- c) Lack of storage cost bearing potential of other Fruits and Vegetables and also the other products like rice, grains etc.
- d) Lack of knowledge of Pre-Harvest care and Post-Harvest Management among the clients leading to lesser interest in storing other products.
- e) Retail Chains have not come up as expected and so organized distribution's share is still small.
- f) The trade is by & large on credit to stakeholders who do not have bankable credentials.

3. **Opportunity & Threats :**

**Opportunities -:**

- a) The proven results of apple storage in CA Stores in last 14 years has led to increased storage and the number of clients and hence bigger business opportunity.
- b) Improved living standards have led to higher and round the year demand of fruits in the country and hence increased emphasis on long term storage of Fruits and Vegetables.

- b) Since every year fruit imports is growing impressively, it shows customers are preferring quality fruit and thus organized business can make a significant contribution.
- c) FHEL has converted part of its facility in to custom bonded cold storage warehouse. This type of the facility is one of the first in Delhi NCR. The endeavour has already started reaping benefits and we have started receiving cargo. Presently, walnuts and apples are stored in the custom bonded area.
- d) GOI/MOA has started a TOPS scheme. Under this scheme agriculture produces like tomatoes, onions and potatoes are to be stored during the season as buffer stock with an objective to offload the same in market during off season or periods of short supply. FHEL is negotiating with NAFED for storage of onions at its facility.

**Threats -:**

- a) The ongoing pandemic – Covid 19.
- b) High Capital cost leading to high rental rates.
- c) Big investments made by private sector parties, like commission agents, growers etc, by making both backward and forward linkages leading to shortening of the supply chain.
- d) Non- availability of trained Manpower.
- e) Increasing competition from Private player who have set up CA store in last few years.
- f) Unethical practices of differential pricing adopted by the private player.
- g) Nimbleness of private player by adapting to newer conditions like poor crop, glut in the market, negotiating with big clients etc.
- g) Offering bigger basket of services to the clients like free space for packing, extended credit period to the clients on the basis of their goodwill etc.

**4. Segment-wise or Product-wise Performance**

The Company is dealing in storage of fresh fruits at Agri Logistic Centre, Rai, Sonapat comprising of Bonded Cargo Warehousing (EXIM) and Domestic Cargo Warehousing (DOM). All the activities of the Company revolve around this business and all the operations are in India. As such, there is no other reportable segment defined by Accounting Standard INDAS-108 related to Operating segment.

**5. Internal Control Systems and their Adequacy :**

The Company has in place well defined roles, responsibilities and authorities for employees at various levels. This coupled with robust internal MIS systems, ensures appropriate information flow to facilitate effective monitoring. Adherence to these processes is monitored through frequent internal audits. The Company has internal audit system that requires internal audit firm to certify the appropriateness of internal controls in operation and checks deviations from laid down procedures. The Internal Auditor is the external firm directly reporting to management at higher level, thus ensuring its independence. Reports of internal auditor are reviewed and compliances are ensured.

**6. SECURED LOANS**

Your Company has not taken any Secured loan during F/Y 2020-21.

**7. UNSECURED LOAN**

Your Company has not taken any Unsecured loan during F/Y 2020-21.

**8. Fixed Assets**

<u>Year Ended March 31</u>	<u>2021</u>	<u>2020</u>	(₹ in Cr.) <u>%age Incr. (Decr.)</u>
Original Cost of Assets incl. ROU Asset (Kingal Land-INDAS-116)	76.77	71.72	7.04
Less : Accumulated Dep.	48.25	43.85	10.03
<b>Net Fixed Assets</b>	<b>28.52</b>	<b>27.87</b>	

**9. Trade Receivables**

Trade receivables are 70.62% of operating income of the year.

**10. Cash & Cash Equivalent**

The Company keeps available cash in flexi Deposits with Banks.

**11. Income**

Income from operations increased from ₹ 229.92 Lakhs in FY 2019-20 to ₹ 402.01 Lakhs in F/Y 2020-21.

**12. Cost of Sales**

Cost of Sales increased from ₹ 293.06 Lakhs in FY 2019-20 to ₹ 363.54 Lakhs in FY 2020-21.

**13. Other Expenses**

Other expenses decreased from ₹ 142.53 Lakhs in FY 2019-20 to ₹ 95.67 Lakhs in FY 2020-21.

**14. Employee Remuneration**

The Employee Cost has decreased from ₹ 22.24 Lakhs in FY 2019-20 to ₹ 21.69 Lakhs in FY 2020-21.

**15. Material Developments in Human Resources, Industrial Relations Front, including number of people employed**

Human resource management function in the organization is designed to maximize employee performance. As on 31.03.2021, there were 4 regular employees working in FHEL.

Positive IR has been the goal of HR Department. FHEL provides two way communication, participative culture, open platforms for discussion and motivation of the employees.

FHEL a wholly owned subsidiary of CONCOR, a Central Government Public Sector (PSU), is following all the Presidential Directives and Guidelines as issued by the Government from time to time regarding reservation for SCs, STs, OBCs, Physically Handicapped and Ex-servicemen in letter and spirit. As on 31.03.2021, there were 03-General and 01- SC employee working in FHEL.

**16. Environment Protection and Conservation, Technological Conservation, Renewable Energy Developments, Foreign Exchange Conservation**

**Measures taken for environmental protection and conservation:**

The company has facility for **rainwater harvesting pits** at the CA Store, Rai where all the rain water collected (on roof top of the store and pavement) is re-charged to the ground.

**Air pollution** is arrested by proper installation of chimney of DG Sets as per the norms of Pollution control board.

**Sound pollution** of DG Sets is avoided by proper installation of Insulated canopy.

Disposal of sewer is made to the septic tank at CA Store, Rai, thereby causing no **ground pollution**.

**Water conservation** is achieved by collecting waters in 442KL water tanks and timely detection and rectification of water leakages.

## **Foreign Exchange Conservation :**

FHEL is one of the first companies who had invested in specialized CA cum Cold Store for storage of apples. Encouraged by the suitability of technology and associated benefits private sector has seized the opportunity and invested heavily in setting up of CA Stores in the country. In last 14 years, many facilities have come up in Delhi NCR and in Himachal Pradesh and Jammu & Kashmir. As on date the estimated CA Storage capacity in the country is 1.5 lac MT approx. This exponential increase in the capacity has resulted in rather stunted growth of imported apples, thereby, conserving precious foreign exchange for the country. Despite all these developments the import of apples and other fruits is still increasing exhibiting further growth potential of CA storage in the country.

### **17. Outlook :**

- (i) India is a huge country and the market for quality fruit & vegetables is growing rapidly. India is the second largest producer of Fruits & Vegetables in the world and this business is in excess of nearly ₹ 2,00,000 Crores. Out of this nearly 16% worth of fruit & vegetables perish due to lack of Cold Chain Infrastructure and lack of organized distribution and marketing. Hence the opportunity available is huge.
- (ii) The country is prospering, leading to higher disposable income available in common man's hand. This has fuelled the demand for healthier food products like Fruits and Vegetables round the year, leading to higher demand for cold chain infrastructure across the country.
- (iii) Increasing trend exhibited by the import of Fruits and Vegetables.
- (iv) Encouragement to FDI. The foreign companies are bringing the latest knowhow in the country thereby creating newer business opportunity.

### **18. Risks & Concerns :**

- (i) The business is dependent on weather conditions, particularly rainfall. It can be adversely impacted with hail storm during pre-harvest period.
- (ii) Unorganized nature of the trade.
- (iii) Un-economical small farm holdings
- (iv) Lack of trained manpower
- (v) Local competition
- (vi) Unethical practices adopted by private players.
- (vii) Differential pricing vis a vis transparent and uniform policy adopted by PSU's.
- (viii) Covid 19.

**19. Corporate Social Responsibility (CSR)**

Being a loss making entity, FHEL is not mandated to incur any expenditure towards CSR in accordance with the provisions of Companies Act, 2013 and rules made thereunder.

**20. Cautionary Statement**

Statements in the Directors' Report and Management Discussion & Analysis, describing the Company's objectives, projections and estimates, expectations, predictions etc. may be "forward looking statements" within the meaning of the applicable laws and regulations. Forward looking statements contained herein are subject to certain risks and uncertainties that could cause actual results to differ materially from those reflected in the forward-looking statements. Actual results, performances or achievements may vary materially from those expressed or implied due to economic conditions, Government policies and other incidental factors such as litigation and industrial relation etc. Readers are cautioned not to place undue conviction on the forward looking statements.

For and on Behalf of the Board of Directors

Sd/-

(V. Kalyana Rama)  
CHAIRMAN

Place : New Delhi  
Date : 29.07.2021

## Annexure to Directors' Report

### **A. CONSERVATION OF ENERGY**

- (i) The details of various measures taken during the year under various heads of Energy Conservation are as follows -:

#### **1. POWER CONSUMPTION FOR REFRIGERATION AND AIR CONDITIONING, AUXILIARY UNITS**

- (a) Energy Saving Screw Compressors and Chillers have been installed for refrigeration of CA Store, Processing Area Air Conditioning and Office building. Also, Variable frequency drives (VFDs) have been used for Refrigeration compressors, Cooling coil fan motors (312 motors), Air cooling unit fan motors for Air-conditioning (51 motors), Cooling tower fan motors (6 motors), Carbon dioxide scrubbers (12 motors).
- (b) Cooling towers and Condenser water pumps are operated based on ambient conditions and actual requirement.
- (c) Optimization of Running of refrigeration compressors and air conditioning system.
- (d) Cleaning and replacement of air filters for air compressors, nitrogen generator compressors and diesel generators.

#### **2. Lighting :**

Energy Conservation in lighting is achieved by use of Energy efficient tube lights for entire plant, use of CFL's for office building, use of electronic ballasts, cleaning of light fittings for optimum utilization of light illumination and lighting voltage optimization. During the year special care was taken to ensure that lights operated only in areas where it was required. Area identified and implemented were External lighting, utility area, corridors, sorting hall, packing hall, machine room, and office building.

#### **3. Heat energy :**

Loss/Gain of heat energy in cold room is prevented by optimum thermal insulation thickness for stores and cladding for pipe lines for minimal heat loss/ gain, cleaning of chilled water tubes, condenser water tubes and Minimum Infiltration of external Air to Cold Store and processing area by proper sealing of incoming and exit gates.



#### **4. Fuel oil :**

By regular and proper preventive maintenance and calibrations of components of diesel generators, minimum fuel consumption is ensured. By putting off Nitrogen Generator plant, forklifts and stacker charging, the load on the DG is reduced and these equipments are run when power supply is available from electricity Boards.

#### **5. Water for cooling towers and processing :**

Water conservation is achieved by use of electronic controllers for avoiding over flow for 442 KL water tanks, re-use of processed water, waste water and fruit washing water for horticulture and timely detection and rectification of leakages.

#### **6. Battery chargers for material handling equipments and other purposes:**

Chargers are installed with automatic low current charging devices for energy saving.

#### **Impact of measures taken for Energy Conservation**

FHEL had changed its business model from procurement, storage & sale of apples to leasing of CA space. To conserve resources varied measures are being taken to reduce the Electricity consumption. Electricity expenses for FY 2020-21 have been increased to ₹ 1.71 Cr. from ₹ 1.23 Cr. of FY 2019-20, as the business of chiller and custom bonded warehouse is increasing day to day.

(ii)The steps taken by the company for utilizing alternate sources of energy:- NIL

(iii)The capital investment on energy conservation equipments:- NIL

**B. Technology absorption**

(i)	Efforts made towards technology absorption.	Due to changed business model of FHEL, no efforts were made towards technology absorption. However mezzanines have been constructed to accommodate goods accordingly.
(ii)	The Benefits derived like product improvement, cost reduction, product development, and import substitution.	Due to changed business model, direct benefits are derived to the company by attracting various customers dealing quantity in small scale.
(iii)	<p>In case of imported technology (imported during the last 3 years reckoned from the beginning of the financial year), following information may be furnished</p> <p>(a). Details of Technology imported</p> <p>(b). Year of import</p> <p>(c). Whether the technology been fully absorbed</p> <p>(d) If not fully absorbed, areas where absorption has not taken place and reasons therefore.</p>	<p>1. Carel make PLC &amp; Data Logger made in Italy for temperature control.</p> <p>2. Danfoss make system control for compressor rack.</p> <p>3. Imported Compressor rack, CO2 Scrubber etc are being used.</p> <p>2018-19</p> <p>No.</p> <p>Suitable substitute were not available</p>
(iv)	<p><b>Expenditure incurred on R &amp; D</b></p> <p>(i) Capital</p> <p>(ii) Recurring</p> <p>(iii) Total</p> <p>(iv) Total R &amp; D expenditure as a percentage of turnover</p>	<p>Nil</p> <p>Nil</p> <p>Nil</p> <p>Nil</p>

**FORM No. AOC-2**

[Pursuant to clause (h) of sub-section (3) of section 134 of the Companies Act, 2013 and Rule 8(2) of the Companies (Accounts) Rules, 2014]

Form for disclosure of particulars of contracts/arrangements entered into by the company with the related parties referred to in sub-section (1) of section 188 of the companies Act, 2013 including certain arms-length transactions under third proviso thereto.

**1. Details of contracts or arrangements or transactions not at arm's length basis:-**

S. No.	Name of the related party and nature of relationship	Nature of contracts/arrangements/transactions	Duration of contracts/arrangements/transactions	Salient features of contracts/arrangements/transactions, if any	Justification for entering into such contracts/Arrangements/transactions	Date of approval by the Board/Audit committee	Amount paid as advances, if any	Date on which special resolution was passed in general meeting u/s 188(1)(h)
		-----	-----	NIL	-----	-----		

**2. Details of contracts or arrangements or transactions at arm's length basis:-**

S. No.	Name of the related party and nature of relationship	Nature of contracts/arrangements/transactions	Duration of contracts/arrangements/transactions	Salient features of contracts/arrangements/transactions, including value, if any	Date of approval by the Board/Audit committee	Amount paid as advances, if any	Date on which special resolution was passed in general meeting u/s 188(1)(h)
1	Container Corporation of India Ltd.	Holding Company	On going	To provide sufficient handling & storage facilities for perishables in India, with a view to reduce/control wastages of perishable food products in India.	Refer Note-1	N/A	N/A

Note:

- FHEL was set up with due approval of Board of Directors of CONCOR during the relevant period & transactions with holding company are in normal course of business and at arm's length. The particulars of transactions with related party are stated in the notes to Financial statements of Company for F.Y. 2020-21.



## Amit Agrawal & Associates Company Secretaries

Office: H-63, Vijay Chowk, Laxmi Nagar, Delhi-110092, INDIA  
Ph : +91-11-22024525, 43019279, Mob.: +91-9811272307  
E-mail : amitagcs@gmail.com, amit2kas@yahoo.com

To,  
The Members,  
**Fresh & Healthy Enterprises Limited**  
Concor Bhawanc-3 Mathura Road  
Opp. Apollo Hospital. New Delhi-110076, IN

Dear, Sir/Madam

Our report of even date is to be read along with this letter.

1. Maintenance of secretarial record is the responsibility of the management of the company. Our responsibility is to express an opinion on these secretarial records based on our audit.
2. We have followed the audit practices and processes as were appropriate to obtain reasonable assurance about the correctness of the contents of the Secretarial records. The verification was done on test basis to ensure that correct facts are reflected in secretarial records. We believe that the processes and practices, we followed provide a reasonable basis for our opinion.
3. We have not verified the correctness and appropriateness of financial records and Books of Accounts of the company.
4. Where ever required, we have obtained the Management representation about the compliance of laws, rules and regulations and happening of events etc.
5. The compliance of the provisions of Corporate and other applicable laws, rules, regulations, standards is the responsibility of management. Our examination was limited to the verification of procedures on test basis.
6. The Secretarial Audit report is neither an assurance as to the viability of the Company nor of the efficacy or effectiveness with which the management has conducted the affairs of the Company.

Signature:

(CS Amit Agrawal)  
Practising Company Secretary  
Membership No.5311  
Certificate of Practice No. 3647



Date: 13.07.2021

Place: Delhi



**Amit Agrawal & Associates**  
**Company Secretaries**

Office: H-63, Vijay Chowk, Laxmi Nagar, Delhi-110092, INDIA  
Ph : +91-11-22024525, 43019279, Mob.: +91-9811272307  
E-mail : amitagcs@gmail.com, amit2kas@yahoo.com

Form No. MR-3

SECRETARIAL AUDIT REPORT

FOR THE FINANCIAL YEAR ENDED 31<sup>st</sup> MARCH, 2021

[Pursuant to section 204(1) of the Companies Act, 2013 and rule No.9 of the Companies (Appointment and Remuneration Personnel) Rules, 2014]

To,  
The Members,  
**Fresh & Healthy Enterprises Limited**  
CONCOR Bhawanc-3 Mathura Road  
Opp Apollo Hospital, New Delhi-110076

We have conducted the secretarial audit of the compliance of applicable statutory provisions and the adherence to good corporate practices by **M/s. Fresh & Healthy Enterprises Limited** (hereinafter called the Company) having its registered office at Concor Bhawanc-3 Mathura Road Opp Apollo Hospital New Delhi-110076. Secretarial Audit was conducted in a manner that provided me a reasonable basis for evaluating the corporate conducts/statutory compliances and expressing my opinion thereon.

Based on my verification of **M/s. Fresh & Healthy Enterprises Limited** books, papers, minute books, forms and returns filed and other records maintained by the company and also the information provided by the Company, its officers, agents and authorized representatives during the conduct of secretarial audit, I hereby report that in my opinion, the company has, during the audit period covering the financial year ended on **31<sup>st</sup> March, 2021** complied with the statutory provisions listed hereunder and also that the Company has proper Board-processes and compliance mechanism in place to the extent, in the manner and subject to the reporting made hereinafter:

I have examined the books, papers, minute books, forms and returns filed and other records maintained by **M/s. Fresh & Healthy Enterprises Limited** for the financial year ended on **31<sup>st</sup> March, 2021** according to the provisions of:

- (i) The Companies Act, 2013 (the Act) and the rules made thereunder;
- (ii) The Secretarial Standards issued by The Institute of Company Secretaries of India
- (iii) Other laws applicable specifically to the Company namely:



- a) The Employees' Provident Fund and Miscellaneous Provisions Act, 1952
- b) Payment of Gratuity Act, 1972
- c) Payment of Minimum Wages Act, 1948
- d) The Maternity Benefit Act, 1961
- e) The Sexual Harassment of Women at Workplace (Prevention, Prohibition and Redressal Act), 2013
- f) Payment of Bonus Act, 1965
- g) Employees' State Insurance Act, 1948;
- h) Indian Trust Act, 1882 created for PF purposes for its employees.
- i) Environment (Protection) Act, 1986
- j) Food Safety and Standard of India Act, 2011
- k) The Factory Act, 1948
- l) Compulsory Notification of Vacancy Act 1959
- m) Payment of Wages Act
- n) Workman's and Compensation Act
- o) The Gratuity Act
- p) Equal Remuneration Act
- q) Industrial Dispute Act
- r) Employment of Children Act
- s) Indian Stamp Act

During the period under review the Company has complied with the provisions of the Act, Rules, Regulations, Guidelines, Standards, etc.

However, During the period under review, provisions of the following regulations were not applicable to the Company because of clause (I) no FDI and ECB has been taken by the Company since incorporation and for (II)&(III) clauses below the Company is unlisted Company. Hence, comments are not required to be made in respect of these clauses:

- I. Foreign Exchange Management Act, 1999 and rules and regulation made there under to the extent Foreign Direct Investment, Overseas Direct Investment and External Commercial Borrowings.
- II. The Rules, Regulations and Guidelines prescribed under the Securities and Exchange Board of India Act, 1992 ('SEBI Act').
- III. The Listing Agreement with any Stock Exchange.

We further report that:

The Board of Directors of the Company is duly constituted with proper balance of Non-Executive Directors and Women Director.



Adequate notice is given to all directors to schedule the Board Meetings, agenda and detailed notes on agenda were sent at least seven days in advance, and a system exists for seeking and obtaining further information and clarifications on the agenda items before the meeting and for meaningful participation at the meeting.

Majority decision is carried through while the dissenting members' views are captured and recorded as part of the minutes.

We further report that there are adequate systems and processes in the company commensurate with the size and operations of the company to monitor and ensure compliance with applicable laws, rules, regulations and guidelines.


We further report that the compliance by the Company of applicable financial laws like direct and indirect tax laws and maintenance of financial records and books of accounts has not been reviewed in this Audit since the same have been subject to review by statutory financial audit by other designated professional.

We further report that during the audit period there were no specific events /actions in pursuance of the above referred laws, rules, regulations, guidelines, standards, etc. having a major bearing on the Company's affairs.

Place: Delhi  
Date : 13.07.2021

For Amit Agrawal & Associates  
(Companies Secretaries)



  
Amit Agrawal  
(Proprietor)  
M. No. F5311  
C.P. No. : 3647

UDIN: F005311C000623445



# Amit Agrawal & Associates Company Secretaries

Office: H-63, Vijay Chowk, Laxmi Nagar, Delhi-110092, INDIA  
Ph : +91-11-22024525, 43019279, Mob.: +91-9811272307  
E-mail : amitagcs@gmail.com, amit2kas@yahoo.com

## CERTIFICATE ON CORPORATE GOVERNANCE

To,  
**The Members,**  
**Fresh & Healthy Enterprises Limited**  
Concor Bhawanc-3 Mathura Road  
Opp. Apollo Hospital. New Delhi-110076

We have examined the compliance of the conditions of Corporate Governance by **Fresh & Healthy Enterprises Limited**, (herewith referred as 'the Company') for the year ended on 31<sup>st</sup> March, 2021 as stipulated in 'Guidelines on Corporate Governance for Central Public Sector Enterprises issued by the Department of Public Enterprises, Ministry of Heavy Industries and Public Enterprises Government of India.

The Compliance of conditions of Corporate Governance is the responsibility of management. Our examination was limited to procedures and implementation thereof, adopted by the Company for ensuring the compliance of the conditions of corporate governance as stipulated in above mentioned guidelines. It is neither an audit nor an expression of opinion on the financial statement of the company.

In our opinion and to the best of our information and according to the explanations given to us, we hereby certify that the Company has complied with the conditions of corporate governance as stipulated in above mentioned DPE guidelines.

We further state that such compliance is neither an assurance to the future viability of the Company nor the efficiency of the effectiveness with which the Management has conducted the affairs of the company.

Place : Delhi

Date : 13.07.2021

For Amit Agrawal & Associates  
(Companies Secretaries)



Amit Agrawal  
(Proprietor)

M. No. F5311

C.P. No. : 3647

UDIN: F005311C000623489



Fresh & Healthy Enterprises Limited  
Statement of Balance sheet  
As at March 31, 2021  
(All amounts are in ₹ lakhs unless otherwise stated)

Particulars	Note No.	As at March 31, 2021	As at March 31, 2020
<b>ASSETS</b>			
<b>(1) Non-current assets</b>			
(a) Property, plant and equipment	2	2,851.44	2,786.05
(b) Intangible assets		0.95	1.12
(c) Capital work in progress	3	209.40	388.24
(d) Financial assets			
(i) Loans	4	0.25	0.37
(ii) Other financial assets	5	46.47	46.12
(e) Deferred tax assets (Net)		-	-
(f) Other non-current assets	6	23.69	24.28
		<u>3,132.20</u>	<u>3,246.18</u>
<b>(2) Current assets</b>			
(a) Inventories	7	2.70	17.93
(b) Financial assets			
(i) Trade receivables	8	283.90	203.40
(ii) Loans	9	0.12	0.12
(iii) Cash and cash equivalents	10	39.10	464.03
(iv) Other bank balances	11	5.18	4.89
(v) Other financial assets	12	6.17	6.95
(c) Current tax assets (Net)	13	22.79	15.64
(d) Other current assets	14	91.26	79.82
		<u>451.22</u>	<u>792.78</u>
<b>Total assets</b>		<u><b>3,583.42</b></u>	<u><b>4,038.96</b></u>
<b>EQUITY AND LIABILITIES</b>			
<b>Equity</b>			
(a) Equity share capital	15	21,501.20	21,501.20
(b) Other equity			
Reserves and surplus	16	(18,345.68)	(17,862.07)
<b>Total equity</b>		<u><b>3,155.52</b></u>	<u><b>3,639.13</b></u>
<b>(1) Non-current liabilities</b>			
<b>(a) Financial Liabilities</b>			
(i) Borrowings		-	-
(ii) Other financial liabilities		-	-
(b) Long-term provisions	17	12.77	10.77
(c) Deferred tax liabilities (Net)		-	-
(d) Other non-current liabilities	18	61.38	60.80
		<u>74.15</u>	<u>71.57</u>
<b>(2) Current liabilities</b>			
<b>(a) Financial liabilities</b>			
(i) Borrowings	19	-	3.62
(ii) Trade payables	20		
(a) Total outstanding dues of micro enterprises and small enterprises		0.05	0.05
(b) Total outstanding dues of creditors other than micro enterprises and small enterprises		-	8.81
(iii) Other financial liabilities	21	326.67	298.94
(b) Other current liabilities	22	25.59	15.39
(c) Short-term provisions	23	1.44	1.45
		<u>353.75</u>	<u>328.26</u>
<b>Total liabilities</b>		<u><b>427.90</b></u>	<u><b>399.83</b></u>
<b>Total equity and liabilities</b>		<u><b>3,583.42</b></u>	<u><b>4,038.96</b></u>

The accompanying notes are an integral part of the financial statements

1 to 57

As per our report of even date attached  
For Deepak Gulati & Associates  
Chartered Accountant  
FRN No.-007545

EA Shriya Dev  
Partner  
M.No.543944  
UDIN No: 21543944AAAAV2437  
Date:13.05.2021  
Place: New Delhi



V. Kalyana Rama  
Chairman

Rahul Mithal  
Director

Santosh Sinha  
CEO

Suman Lata  
Company Secretary

Ravindra Bhat  
Chief Financial Officer

Fresh & Healthy Enterprises Limited  
Statement of Profit and Loss  
For the period ended 31 March, 2021  
(All amounts are in ₹ lakhs unless otherwise stated)

Particulars	Note No.	For the year ended March 31, 2021	For the year ended March 31, 2020
I Revenue from operations	24	402.01	229.92
II Other income	25	42.37	65.95
<b>III Total revenue (I + II)</b>		<b>444.38</b>	<b>295.87</b>
<b>IV Expenses</b>			
(a) Purchases of traded goods	26	-	-
(b) Change in inventories	27	15.23	20.99
(c) Direct expenses	28	348.31	272.07
(d) Employee benefits expenses	29	21.69	22.24
(e) Finance cost	30	6.73	57.41
(f) Depreciation and amortization expenses	31	440.39	425.94
(g) Other expenses	32	95.67	142.53
<b>Total expenses</b>		<b>928.02</b>	<b>941.18</b>
<b>V Loss before tax (III - IV)</b>		<b>(483.64)</b>	<b>(645.31)</b>
<b>VI Tax Expense</b>			
(1) Current tax		-	-
(2) Deferred Tax		-	-
<b>Total tax expense</b>		<b>-</b>	<b>-</b>
<b>VII Loss after tax for the period (V - VI)</b>		<b>(483.64)</b>	<b>(645.31)</b>
<b>VIII Other comprehensive income</b>			
(a) Remeasurements of the defined benefit plan, net of income tax		0.03	(0.61)
<b>Total other comprehensive income for the period</b>		<b>0.03</b>	<b>(0.61)</b>
<b>IX Total comprehensive income for the period (VII + VIII)</b>		<b>(483.61)</b>	<b>(645.92)</b>
<b>X Loss per equity share of Rs.10 each:</b>			
(1) Basic (Rs.)		(0.22)	(0.32)
(2) Diluted (Rs.)		(0.22)	(0.32)

The accompanying notes are an integral part of the financial statements

1 to 57

As per our report of even date attached

For Deepak Gulati & Associates

Chartered Accountant

FRN No.-007545N

CA Shivam Dev

Partner


M.No.543944

UDIN No:21543944AAAAAV2454

Date:13.05.2021


Place: New Delhi




  
V. Kalyana Rama  
Chairman

  
Rahul Mithal  
Director

  
Santosh Sinha  
CEO

  
Suman Lata  
Company Secretary

  
Ravindra Bhat  
Chief Financial Officer

Fresh & Healthy Enterprises Limited  
Statement of Changes in equity  
For the period ended 31 March,2021  
(All amounts are in ₹ lakhs unless otherwise stated)

Particulars	Equity share capital	Other equity		Total
		Share premium	Reserves and surplus Retained earnings	
Balance at March 31, 2019	15,911.77	41.33	(17,257.48)	(1,304.38)
Changes during the period	5,589.43	-	-	5,589.43
Profit for the year	-	-	(645.31)	(645.31)
Other comprehensive income for the year	-	-	(0.61)	(0.61)
<b>Total comprehensive income for the year</b>	-	-	<b>(645.92)</b>	<b>(645.92)</b>
Balance at March 31, 2020	21,501.20	41.33	(17,903.40)	3,639.13
Changes during the period	-	-	-	-
Profit for the year	-	-	(483.64)	(483.64)
Other comprehensive income for the year	-	-	0.03	0.03
<b>Total comprehensive income for the year</b>	-	-	<b>(483.61)</b>	<b>(483.61)</b>
Balance at March 31, 2021	21,501.20	41.33	(18,387.01)	3,155.52

The accompanying notes are an integral part of the financial statements

1 to 57

As per our report of even date attached

For Deepak Gulati & Associates  
Chartered Accountant  
FRN No.-007545N

CA Shyam Dev  
Partner  
M.No.543944  
UDIN No: 21543944AAAAA  
Date:13.05.2021  
Place: New Delhi



*[Signature]*  
V. Kalyana Rama  
Chairman

*[Signature]*  
Rahul Mithal  
Director

*[Signature]*  
Santosh Sinha  
CEO

*[Signature]*  
Suman Lata  
Company Secretary

*[Signature]*  
Ravindra Bhat  
Chief Financial Officer

Fresh & Healthy Enterprises Limited  
Cash Flow Statement  
for the period ended March 31, 2021

Particulars	Notes No.	For the year ended March 31, 2021	For the year ended March 31, 2020
<b>A. Cash flow from operating activities:</b>			
Net loss after tax		(483.64)	(645.31)
<b>Adjustments for:</b>			
Depreciation and amortisation		440.39	425.94
Interest income		(8.03)	(53.56)
Non Operating income		(30.98)	(11.94)
Interest on security deposit given		(0.35)	(0.32)
Interest expense		-	50.74
Interest expense on lease liability		6.73	6.67
Net (Profit)/ loss on sale / discarding of fixed assets		(3.00)	-
<b>Operating profit before working capital changes</b>		<b>(78.88)</b>	<b>(227.78)</b>
<b>Adjustments for changes in working capital :</b>			
- (Increase)/decrease other non current financial assets		(0.35)	(0.32)
- (Increase)/decrease in other non current assets		0.94	0.91
- (Increase)/decrease in inventories		15.23	20.99
- (Increase)/decrease in trade receivables		(80.50)	(43.39)
- (Increase)/decrease other current financial assets		0.04	2.10
- (Increase)/decrease in other current assets		(11.44)	(55.21)
- (Increase)/decrease in Right of Use Assets		-	(66.33)
- Increase/(decrease) in long term provisions		2.03	0.65
- Increase/(decrease) in trade payables		(8.81)	(0.36)
- Increase/(decrease) other financial liabilities		58.71	(30.95)
- Increase/(decrease) in other current liabilities		4.05	0.55
- Increase/(decrease) in short term provisions		(0.01)	0.18
- Increase/(decrease) in other liabilities		-	66.33
<b>Cash (used in)/generated by operating activities</b>		<b>(98.99)</b>	<b>(332.63)</b>
- Income taxes (paid)/ refund		(7.15)	12.45
<b>Net cash (used in)/generated by operating activities</b>		<b>(106.14)</b>	<b>(320.18)</b>
<b>B. Cash flow from Investing Activities:</b>			
Purchase of fixed assets		(505.71)	(312.54)
Capital Work In Progress		178.84	(299.77)
Sale of fixed assets		3.10	-
Loans to employees		0.12	(0.49)
Interest received		8.77	59.23
<b>Net cash generated by Investing activities</b>		<b>(314.88)</b>	<b>(553.57)</b>
<b>C. Cash flow from Financing Activities:</b>			
Payment of lease liabilities		-	(1.95)
Repayment/ proceeds of Borrowings		(3.62)	(0.57)
Interest paid		-	(5.07)
<b>Net cash (used in)/generated by financing activities</b>		<b>(3.62)</b>	<b>(7.59)</b>
<b>Net increase/(decrease) in cash &amp; cash equivalents</b>		<b>(424.64)</b>	<b>(881.34)</b>
<b>Cash and cash equivalents at the beginning of the year</b>		<b>468.92</b>	<b>1,350.26</b>
<b>Cash and cash equivalents at the end of the year</b>	<b>10, 11</b>	<b>44.28</b>	<b>468.92</b>
<b>Notes:</b>			
Cash and cash equivalents included in the cash flow statement comprise the following:			
<b>Cash and cash equivalents comprise:</b>			
Cash in hand		-	-
Balance with scheduled bank in current accounts		10.52	15.82
Deposits having original maturity less than three months		28.58	448.21
<b>Other bank balances comprises:</b>			
Bank Balances held as margin money or as security against guarantees		5.18	4.89
		<b>44.28</b>	<b>468.92</b>
<b>Non cash transactions:</b>			

The company did not enter into any non cash investing and financing activities which are not reflected in the statement of cash flows.

The accompanying notes are an integral part of these financial statements

1 to 57

This is the Balance Sheet referred to in our report of even date  
For Deepak Gulati & Associates  
Chartered Accountant  
FRN No.-087545N

CA Shivam Dev  
Partner  
M.No.543944  
UDIN No:21543944AAAAA2454  
Date:13.05.2021  
Place: New Delhi



  
 V. Kalyana Rama  
Chairman

  
 Rahul Mithal  
Director

  
 Santosh Sinha  
CEO

  
 Suman Lata  
Company Secretary

  
 Ravindra Bhat  
Chief Financial Officer

## Notes forming part of the financial statements

### **NOTE 1: SIGNIFICANT ACCOUNTING POLICIES**

#### **FRESH AND HEALTHY ENTERPRISE LIMITED**

##### **1. Corporate Information**

Fresh and Healthy Enterprises Limited (the "Company"), a wholly owned subsidiary of Container Corporation of India Limited (CONCOR) is engaged in procurement and sale of fruits, creation of cold storage infrastructure in India and leasing of Controlled Atmosphere (CA) chambers and allied services, to provide complete cold chain logistics solutions to the various stakeholders in this field. It is classified as Union Government Company and is registered at Registrar of Companies, Delhi. The Company was incorporated in 2006 and is a wholly owned subsidiary company of Container Corporation of India Limited (CONCOR).

##### **2. Application of New or Revised Ind AS**

Ministry of Corporate Affairs ("MCA") notifies new standard or amendments to the existing standards. There is no such notification which would have been applicable from April 1, 2020.

##### **3. Statement of compliance**

The financial statements have been prepared in accordance with Indian Accounting Standards (Ind ASs') notified by the Central Government under section 133 of the Indian Companies Act, 2013 as Companies (Indian Accounting Standards) Rules, 2015 and as amended from time to time.

##### **4. Basis of preparation**

The financial statements have been prepared on the historical cost basis except financial instruments that are measured at revalued amounts or fair values at the end of each reporting period. In estimating the fair value of an asset or a liability, the company takes into account the characteristics of the asset or liability if market participants would take those characteristics into account when pricing the asset or liability at the measurement date. Fair value for measurement and/or disclosure purposes in the financial statements is determined on such a basis, except for leasing transactions that are within the scope of IND AS 116 and measurements that have some similarities to fair value but are not fair value, such as net realisable value in Ind AS 2 or value in use in Ind AS 36.

##### **5. Property, plant and equipment:**

- (i) Property, plant and equipment are stated at cost, less accumulated depreciation and accumulated impairment losses. The initial cost of an asset comprises its purchase price or construction cost, any costs directly attributable to bringing the asset into the location and condition necessary for it to be capable of operating in the manner intended by management, the initial estimate of any decommissioning obligation, if any, and, for assets that necessarily take a substantial period of time to get ready for their intended use, finance costs. Cost is net of interest on capital advances and duty credits and is inclusive of freight, duties, taxes and other incidental expenses. In respect of assets due for capitalization, where final bills/claims are to be received/passed, the capitalisation is based on the engineering estimates. Final



adjustments, for costs and depreciation are made retrospectively in the year of ascertainment of actual cost and finalisation of claim. Items such as spare parts, stand-by equipment and servicing equipment are recognised in accordance with this Ind AS 16 when they meet the definition of property, plant and equipment.

- (ii) Capital work in progress includes the cost of fixed assets that are not yet ready for their intended use and the cost of assets not put to use before the Balance Sheet date.
- (iii) Provision for stamp duty at the prevailing rate is made by the company at the time of capitalization of the amount paid for acquisition of land & is capitalised as part of the cost of Land.

**Depreciation/amortization:**

- (iv) Property, plant and equipment are depreciated over its useful life and in the manner prescribed in Schedule II to the Companies Act 2013.
- (v) Land leases where the lease term is for the significant economic life of the asset are considered as finance leases. Such leases are included in property plant and equipment and are depreciated over the lease period. Freehold land or perpetual land leases are not depreciated. Land leases where the lease term is not for the significant economic life of land are considered as operating leases and are classified as prepayments. Such leases are amortized over the lease term.

The estimated useful life and deprecation method are reviewed at the end of each reporting period, with the effect of any changes in estimate being accounted for on a prospective basis.

- (vi) An item of property, plant and equipment is derecognised upon disposal or when no future economic benefits are expected to arise from the continued use of the asset. Any gain or loss arising on the disposal or retirement of an item of property, plant and equipment is determined as the difference between the sales proceeds and the carrying amount of the asset and is recognised in profit or loss.

**6. Intangible assets:**

Intangible assets is stated at cost, less accumulated depreciation and accumulated impairment losses. Expenditure on computer software, which is not an integral part of hardware, is capitalized as an intangible asset. The cost of software includes license fee and implementation cost and is capitalized in the year of its implementation. Software is amortized over five years being management's estimate of life of assets over which economic benefits will be derived. The estimated useful life and amortization method are reviewed at the end of each reporting period, with the effect of any changes in estimate being accounted for on a prospective basis.

**7. Impairment of non-financial assets:**

At the end of each reporting period, the company reviews the carrying amounts of its tangible and intangible assets to determine whether there is any indication that those assets have suffered an impairment loss. If any such indication exists, the recoverable amount of the asset is estimated in order to determine the extent of the impairment loss (if any).

Recoverable amount is the higher of fair value less costs of disposal and value in use. In assessing value in use, the estimated future cash flows are discounted to their present value using a pre-tax discount rate that reflects current market assessments of the time value of money and the risks specific to the asset for which the estimates of future cash flows have not been adjusted.



If the recoverable amount of an asset (or cash-generating unit) is estimated to be less than its carrying amount, the carrying amount of the asset (or cash-generating unit) is reduced to its recoverable amount. An impairment loss is recognised immediately in profit or loss.

#### 8. Inventories:

Inventories are valued at cost or Net Realizable Value (NRV), whichever is lower. Cost comprise all costs of purchase, costs of conversion and other costs incurred in bringing the inventory to their present location and condition. Cost is determined on specific identification method for fresh fruits and First in First out (FIFO) method for other inventories.

#### 9. Employee benefits:

(i) Liability for gratuity, leave salary, sick leave and medical reimbursements benefits payable to employees is provided for on accrual basis using the Projected Accrued Benefit Method (Projected Unit Credit Method with control period of one year) done by an independent actuary as at the Balance Sheet date. Defined benefit costs are categorised as follows:

- Service cost (including current service cost, past service cost, as well as gains and losses on curtailments and settlements);
- Net interest expense or income; and
- Remeasurement.

The Company presents the first two components of defined benefit costs in profit or loss in the line item [‘employee benefits expenses’]. Curtailment gains and losses are accounted for as past service costs.

Remeasurement, comprising actuarial gains and losses, is reflected immediately in the balance sheet with a charge or credit recognised in other comprehensive income in the period in which they occur. Remeasurement recognised in other comprehensive income will not be reclassified to profit or loss. Past service cost is recognised in profit or loss in the period of a plan amendment. Net interest is calculated by applying the discount rate at the beginning of the period to the net defined benefit liability or asset.

The retirement benefit obligation recognised in the balance sheet represents the actual deficit or surplus in the company’s defined benefit plans. Any surplus resulting from this calculation is limited to the present value of any economic benefits available in the form of refunds from the plans or reductions in future contributions to the plans.

Termination benefits are immediately recognised in the statement of profit or loss account. A liability for a termination benefit is recognised at the earlier of when the entity can no longer withdraw the offer of the termination benefit and when the entity recognises any related restructuring costs.

- (ii) Contribution to defined contribution plans such as Provident Fund and Family Pension Fund are charged to the Statement of Profit & Loss as and when accrued.
- (iii) The undiscounted amount of short term employee benefits expected to be paid for the services rendered are recognized as an expense during the period when the employees render the services.



#### 10. Revenue recognition:

Revenue from sale of goods/services is measured at the fair value of the consideration received or receivable, net of returns and allowances, trade discount and volume rebates. Sales are recognized when the significant risk and reward of ownership of goods are transferred to the customer and no significant uncertainty as to its determination or realization exists.

Income from automatic sorting and grading through machine and handling income is recognized by reference to the stage of completion of the contract, provided there is no significant uncertainty exists regarding the amount of consideration.

Interest income from deposits is recognized on accrual basis. Interest other than deposits is recognised at the time when no significant uncertainty as to its determination or realization exists. Interest on income tax refunds are accounted for on the finalization of assessments.

Rental income, cooling charges and income from space for sorting packing machine/strapping machine is recognized on accrual basis.

#### 11. Claims/counter-claims/penalties/awards:

Claims/counter-claims/penalties/awards are accounted for in the year of its settlement.

#### 12. Taxes on income:

Income tax expense represents the sum of the tax currently payable and deferred tax.

##### Current tax

The tax currently payable is based on taxable profit for the year. Taxable profit differs from 'profit before tax' as reported in the statement of profit and loss because of items of income or expense that are taxable or deductible in other years and items that are never taxable or deductible. The Company's current tax is calculated using tax rates that have been enacted or substantively enacted by the end of the reporting period.

##### Deferred tax

Deferred tax is recognised on temporary differences between the carrying amounts of assets and liabilities in the financial statements and the corresponding tax base used in the computation of taxable profit. Deferred tax liabilities are generally recognised for all taxable temporary differences. Deferred tax assets are generally recognised for all deductible temporary differences to the extent that it is probable that taxable profits will be available against which those deductible temporary differences can be utilised. Such deferred tax assets and liabilities are not recognised if the temporary difference arises from the initial recognition of assets and liabilities in a transaction that affects neither the taxable profit nor the accounting profit.

The carrying amount of deferred tax assets is reviewed at the end of each reporting period and reduced to the extent that it is no longer probable that sufficient taxable profits will be available to allow all or part of the asset to be recovered.

Deferred tax liabilities and assets are measured at the tax rates that are expected to apply in the period in which the liability is settled or the asset realised, based on tax rates that have been enacted or substantively enacted by the end of the reporting period.

##### Current and deferred tax for the year

Current and deferred tax are recognised in profit or loss, except when they relate to items that are recognised in other comprehensive income or directly in equity, in which case, the current and deferred tax are also recognised in other comprehensive income or directly in equity respectively.



### 13. Borrowing cost

Borrowing costs directly attributable to the acquisition, construction or production of the qualifying assets, which are assets that necessarily take a substantial period of time to get ready for their intended use or sale, are added to the cost of those assets, until such time as the assets are substantially ready for their intended use or sale.

All other borrowing costs are recognized in the Statement of Profit or Loss in the period in which they are incurred.

### 14. Provisions, contingent liabilities & contingent assets:

#### (i) Provisions:

Provisions are recognised when the company has a present obligation (legal or constructive) as a result of a past event, it is probable that the company will be required to settle the obligation, and a reliable estimate can be made of the amount of the obligation.

The amount recognised as a provision is the best estimate of the consideration required to settle the present obligation at the end of the reporting period, taking into account the risks and uncertainties surrounding the obligation. When a provision is measured using the cash flows estimated to settle the present obligation, its carrying amount is the present value of those cash flows (when the effect of the time value of money is material).

#### (ii) Contingent liabilities:

Contingent liabilities are disclosed when there is a possible obligation arising from past events, the existence of which will be confirmed only by the occurrence or non-occurrence of one or more uncertain future events not wholly within the control of the Company or a present obligation that arises from past events where it is either not probable that an outflow of resources will be required to settle or a reliable estimate of the amount cannot be made.

#### (iii) Contingent assets:

Contingent assets are not recognized in the accounts. However they are disclosed when the possible right to receive exists.

### 15. Earnings per share (EPS)

Basic earnings per share ('EPS') are computed by dividing the net profit or loss for the year attributable to equity shareholders by the weighted average number of shares outstanding during the year.

Diluted EPS is computed using the weighted average number of equity and dilutive equity equivalent shares outstanding during the period except where the result would be anti-dilutive.

### 16. Cash and Cash Equivalent

For the purpose of presentation in the cash flow statement, cash and cash equivalents include cash on hand, demand deposits with banks, other short term highly liquid investments with original maturities of three months or less that are readily convertible to known amounts of cash and which are subject to an insignificant risk of changes in value.



## 17. Leases

A contract is, or contains, a lease if the contract conveys the right to control the use of an identified asset for a period of time in exchange for consideration. To assess whether a contract conveys the right to control the use of an identified asset, the Company assesses whether: (i) the contract involves the use of an identified asset (ii) the Company has substantially all the economic benefits from use of the asset through the period of the lease and (iii) the Company has the right to direct the use of the asset.

The Company accounts for each lease component within the contract as a lease separately from non-lease components of the contract and allocates the consideration in the contract to each lease component on the basis of the relative stand-alone price of the lease component and the aggregate stand-alone price of the non-lease components.

### The Company as a lessor

Leases for which the Company is a lessor is classified as finance or operating lease. Whenever the terms of the lease transfer substantially all the risks and rewards of ownership to the lessee, the contract is classified as finance lease. All other leases are classified as operating leases.

For operating leases, the rental income/lease payments received are recognized on straight-line basis over the lease term.

For finance leases, finance income is recognized over the lease term based on a pattern reflecting a constant periodic rate of return on the lessor's net investment in the lease. When the Company is an intermediate lessor it accounts for its interests in the head lease and the sub-lease separately. The Company assesses the lease classification of a sub-lease with reference to the right-of-use asset arising from the head lease, not with reference to the underlying asset. However, if a head lease is a short-term lease, wherein the Company has accounted lease payments on straight line basis, then it classifies the sub-lease as an operating lease.

### The Company as a lessee

At the date of the commencement of the lease, the Company recognizes a right-of-use assets ('ROU') and a corresponding lease liability for all the lease arrangements in which it is a lessee, except for leases with a term of twelve months or less (short term leases) and low value leases, the Company recognizes the lease payments as an expense on a straight-line basis over the term of the lease.

In determining the lease term, Company considers the Option to extend/terminate the lease, wherever it is reasonably certain to exercise such option.

Lease liability is initially measured at the present value of future Lease payments due to the lessor over the lease term, with the discount rate determined by reference to the rate implicit in the lease and in case it is not determinable, Company's incremental borrowing rate on commencement of the lease is used. For leases with reasonably similar characteristics, the Company, on a lease by lease basis, may adopt either the incremental borrowing rate specific to the lease or the incremental borrowing rate for the portfolio as a whole.

The lease payments shall include fixed payments, variable lease payments, residual value guarantees, exercise price of a purchase option where the Company is reasonably certain to exercise that option and payments of penalties for terminating the lease, if the lease term reflects the lessee exercising an option to terminate the lease. The Company only include variable lease payments in measurement of the lease liability if they depend on index or rate. Other variable lease payments are charged to statement of profit & loss. The lease liability is subsequently re-measured by increasing the carrying amount to reflect interest on the lease liability, reducing the carrying amount to reflect the lease payments made.



The Company recognizes the amount of the re-measurement of lease liability due to reassessment/ modification as an adjustment to the right-of-use asset and statement of profit and loss depending upon the nature of reassessment/modification. However, lease modification is accounted as separate lease if the modification increases the scope of the lease by adding the right to use one or more underlying assets and the consideration for lease increases by an amount commensurate with stand-alone price for the increase in the scope.

The cost of the right-of-use asset measured at inception shall comprise of the amount of the initial measurement of the lease liability adjusted for any lease payments made at or before the commencement date less any lease incentives received, plus any initial direct costs incurred and an estimate of costs to be incurred by the lessee in dismantling and removing the underlying asset or restoring the underlying asset or site on which it is located. They are subsequently measured at cost less accumulated depreciation, accumulated impairment losses, if any and adjusted for any re-measurement of the lease liability.

Right-of-use assets are depreciated on a straight-line basis over the lease term or remaining useful life of the underlying assets as prescribed in IND AS 16 (PPE)/Schedule II of Companies Act 2013, whichever is shorter.

#### **18. Segment reporting**

The Companies' segmental reporting is in accordance with Ind AS 108 Operating Segments. Operating segments are reported in a manner consistent with the internal reporting provided to the board of directors, which is responsible for allocating resources and assessing performance of the operating segments, and has been identified as the chief operating decision maker.

#### **19. Financial instruments**

Financial assets and financial liabilities are recognised when the company becomes a party to the contractual provisions of the instruments.

##### **Initial recognition and measurement**

Financial assets and financial liabilities are initially measured at fair value. Transaction costs that are directly attributable to the acquisition or issue of financial assets and financial liabilities are added to or deducted from the fair value of the financial assets or financial liabilities, as appropriate, on initial recognition.

##### **Subsequent measurement**

The company's financial assets represents assets whose contractual terms of the financial asset give rise on specified dates to cash flows that are solely payments of principal and interest on the principal amount outstanding and these assets are held in a business model to hold the financial asset to collect the contractual cash flows at maturity consequentially in accordance with Ind AS 109 these assets are carried at amortized cost using effective interest rate.

The Company's financial liabilities are not held for trading and are also carried at amortized cost using effective interest rate.

##### **De-recognition of financial assets**

A financial asset and financial liabilities are de-recognised when they are discharged.



### **Offsetting of financial instruments**

Financial assets and financial liabilities are offset and the net amount is reported in the balance sheet if there is a currently enforceable legal right to offset the recognised amounts and there is an intention to settle on a net basis, to realise the assets and settle the liabilities simultaneously.

### **20. Impairment of financial asset**

In accordance with Ind-AS 109, the Company applies Expected Credit Loss (ECL) model for measurement and recognition of impairment loss for financial assets.

#### **Trade receivable**

As a practical expedient the Company has adopted 'simplified approach' using the provision matrix method for recognition of expected loss on trade receivables. The provision matrix is based on historical default rate observed over the expected life of the trade receivable and is adjusted for forward-looking estimates. At every reporting date, the historical default rates are updated and changes in the forward-looking estimates are analysed. Further receivables are segmented for this analysis where the credit risk characteristics of the receivables are similar.

#### **Other financial assets**

Impairment loss on other financial assets is recognised based on the difference between the present value of the expected cash flows and carrying value.

### **21. Key sources of uncertainties**

Useful life of Property plant and Equipment and Intangible assets: As described at 5 and 6 above, the Company reviews the estimated useful lives of property, plant and equipment and Intangible assets at the end of each reporting period. The estimate of useful life may be different on account of change in business environment and change in technology which could have a material impact on the financial statement.



**Fresh & Healthy Enterprises Limited**  
Notes forming part of the financial statements  
(All amounts are in ₹ lakhs unless otherwise stated)

**Note - 2 : Property, plant and equipment**

Particulars	As at March 31, 2021	As at March 31, 2020
<b>Tangible assets</b>		
Leasehold Land (IND AS-116)	64.93	65.63
Building	1,639.57	1,639.81
Plant and machinery	1,111.29	1,057.71
Computer	1.56	1.75
Furniture and fittings	1.04	1.17
Bins	33.05	19.98
	<b>2,851.44</b>	<b>2,786.05</b>
<b>Intangible assets</b>		
Software	0.95	1.12
	<b>0.95</b>	<b>1.12</b>
<b>Total</b>	<b>2,852.39</b>	<b>2,787.17</b>

Particulars	Leasehold Land (IND AS-116)	Building	Plant and machinery	Computer	Furniture and fittings	Bins	Total	Software	Grand total
Balance at March 31, 2019	-	1,647.55	2,771.28	16.06	7.37	30.28	4,472.54	2.45	4,474.99
Additions	66.33	301.55	-	-	-	9.87	377.75	1.12	378.87
Disposals	-	-	-	-	-	-	-	-	-
Balance at March 31, 2020	66.33	1,949.10	2,771.28	16.06	7.37	40.15	4,850.29	3.57	4,853.86
Additions	-	76.61	411.91	-	-	17.13	505.65	0.06	505.71
Disposals	-	-	(0.31)	-	-	-	(0.31)	-	(0.31)
Balance at March 31, 2021	66.33	2,025.71	3,182.88	16.06	7.37	57.28	5,355.63	3.63	5,359.26
<b>Accumulated depreciation and impairment</b>									
<b>Particulars</b>									
Balance at March 31, 2019	-	237.48	1,366.00	13.02	5.97	16.08	1,638.55	2.20	1,640.75
Depreciation/amortisation charge for the period	0.70	71.81	347.57	1.29	0.23	4.09	425.69	0.25	425.94
Disposals/adjustments	-	-	-	-	-	-	-	-	-
Balance at March 31, 2020	0.70	309.29	1,713.57	14.31	6.20	20.17	2,064.24	2.45	2,066.69
Depreciation/amortisation charge for the period	0.70	76.85	358.23	0.19	0.13	4.06	440.16	0.23	440.39
Disposals/adjustments	-	-	(0.21)	-	-	-	(0.21)	-	(0.21)
Balance at March 31, 2021	1.40	386.14	2,071.59	14.50	6.33	24.23	2,504.19	2.68	2,506.87

The lease hold land includes the Kingal land lease for 99 years.  
Contractual commitments for acquisition of property, plant & equipment are Rs.712.46 Lakhs (as at 31st March,2020 is 862.86)



**Fresh & Healthy Enterprises Limited**  
**Notes forming part of the financial statements**  
**(All amounts are in ₹ lakhs unless otherwise stated)**

**Note - 3 : Capital work in Progress**

Particulars	As at March 31, 2021	As at March 31, 2020
Capital work in progress	209.40	388.24
<b>Total</b>	<b>209.40</b>	<b>388.24</b>

**Note - 4 : Loans**

Particulars	As at March 31, 2021	As at March 31, 2020
<b>Secured, Considered Good - at amortised cost</b>		
Loans to Employees	0.25	0.37
<b>Total</b>	<b>0.25</b>	<b>0.37</b>

**Note - 5 : Other financial assets**

Particulars	As at March 31, 2021	As at March 31, 2020
<b>Security deposits</b>		
Unsecured, considered good - Govt. authorities	46.47	46.12
<b>Total</b>	<b>46.47</b>	<b>46.12</b>

**Note -6 : Other non current assets**

Particulars	As at March 31, 2021	As at March 31, 2020
Prepaid rent	4.22	4.60
Prepayments - leasehold land	19.47	19.68
<b>Total</b>	<b>23.69</b>	<b>24.28</b>

**Note - 7 : Inventory**

Particulars	As at March 31, 2021	As at March 31, 2020
<b>Inventories (lower of cost and net realisable value)</b>		
Stores and spares	2.70	17.93
<b>Total</b>	<b>2.70</b>	<b>17.93</b>

The cost of inventories recognised as an expense during the year was Rs.15.23 Lakhs (for the year ended March 31, 2020: Rs.20.99 lakhs)

The mode of valuation of inventories :NRV/cost price

**Trade Receivables**

**Financial asset**

**Note - 8 : Trade Receivables**

Particulars	As at March 31, 2021	As at March 31, 2020
Outstanding for period exceeding six Months	157.61	154.18
Outstanding for period less than six Months	126.29	49.22
<b>Total</b>	<b>283.90</b>	<b>203.40</b>



The Credit risks refers to the risk that a counterparty will default on its contractual obligations resulting in financial loss to the company. The Company has moderate exposure to the credit risk owing to the balance of trade receivable. To Tackle the credit default the company has adopted a policy of releasing the material/services against payment. The Company has filed the legal cases in respect of some of the customers and expects a favourable outcome in all of the legal cases. Thus, the company has moderate exposure to credit risk.

The Company has used a practical expedient by computing the expected credit loss allowance for trade receivables based on a provision matrix. The provision matrix takes into account historical credit loss experience and adjusted for forward-looking information. The expected credit loss allowance is based on the ageing of the days the receivables are due and the rates as given in the provision matrix. The provision matrix at the end of the reporting period is as follows.

Ageing	Expected Credit	Expected Credit
	loss(%)	loss(%)
	As at	As at
Particulars	March 31, 2021	March 31, 2020
Outstanding for period less than six months	-	-
Outstanding for period exceeding than six months	-	-

#### Age of receivables

Particulars	As at	As at
	March 31, 2021	March 31, 2020
Outstanding for period less than six months	126.29	49.22
Outstanding for period exceeding than six months	157.61	154.18
Total	283.90	203.40

Particulars	Year ended March	Year ended March
	31, 2021	31, 2020
Balance at the beginning of the year	-	-
Addition in expected credit loss allowance	-	-
Amount written off	-	-
Balance at the end of the year	-	-

The Concentration of credit risk is moderate due to the fact that the customer base is large and unrelated. Customers represent more than 5% of the total balance of trade receivables comprise of following:

Particulars	As at	As at
	March 31, 2021	March 31, 2020
Mahaluxmi Cold Storage	15.23	15.23
R K Brothers	26.64	26.64
GAPL	85.73	85.73
Tarun Kumar	-	12.65
Shyamji Agri Business	48.01	11.43
United Seair Pvt. Ltd.	38.92	-

The Company has filed the legal cases in respect of the following customers:

Parties	AS at	AS at
	March 31, 2021	March 31, 2020
<b>a) Cases where Arbitration/Legal case/Appeal has been filed</b>		
(i) GAPL	85.73	85.73
(iii) Sanjeev Kumar	0.30	0.30
(iv) Tarun Kumar	12.65	12.65
(v) Ram Chandra & Sons	7.33	7.33
(vi) Mahalaxmi	15.23	15.23
(vii) R.K. Brothers	26.64	26.64

No provision in respect of the above mentioned receivables has been made in the books as Management expects a favourable outcome in all of the above legal cases.



**Note -9 : Loans**

Particulars	As at	As at
	March 31, 2021	March 31, 2020
Secured, Considered good - at amortised cost		
Loans to employees including interest accrued	0.12	0.12
<b>Total</b>	<b>0.12</b>	<b>0.12</b>

**Note - 10 : Cash and cash equivalents**

Particulars	As at	As at
	March 31, 2021	March 31, 2020
Balance with scheduled bank in current accounts	10.52	15.82
Deposits having original maturity less than three months	28.58	448.21
<b>Total</b>	<b>39.10</b>	<b>464.03</b>

**Note - 11 : Other bank balances**

Particulars	As at	As at
	March 31, 2021	March 31, 2020
Bank Balances held as margin money or security against guarantees	5.18	4.89
<b>Total</b>	<b>5.18</b>	<b>4.89</b>

**Note - 12 : Other financial assets**

Particulars	As at	As at
	March 31, 2021	March 31, 2020
Unsecured, considered good		
- Govt. authorities	0.43	0.47
Claims recoverable	5.54	5.54
Interest accrued but not due	0.03	0.77
Others	0.17	0.17
<b>Total</b>	<b>6.17</b>	<b>6.95</b>

**Note - 13 : Current tax assets (Net)**

Particulars	As at	As at
	March 31, 2021	March 31, 2020
Advance income tax/TDS (Net of provisions)	22.79	15.64
<b>Total</b>	<b>22.79</b>	<b>15.64</b>

**Current Assets****Non financial assets****Note - 14 : Other current assets**

Particulars	As at	As at
	March 31, 2021	March 31, 2020
Advances to employees	0.83	0.78
GST (Input)	77.75	73.47
Prepaid rent	0.38	0.38
Prepayments - leasehold land	0.21	0.21
Prepaid expenses/ Insurance	12.09	4.98
<b>Total</b>	<b>91.26</b>	<b>79.82</b>





**Fresh & Healthy Enterprises Limited**  
**Notes forming part of the financial statements**  
**(All amounts are in ₹ lakhs unless otherwise stated)**

**Note 15 : Equity**

Particulars	As at	
	March 31, 2021	March 31, 2020
<b>Authorised Capital :</b>		
25,00,00,000 Equity share @ Rs10/- per share (P.Y. 25,00,00,000 Equity Shares of Rs.10/- per Share)	25,000.00	25,000.00
	<b>25,000.00</b>	<b>25,000.00</b>
<b>Issued, subscribed and paid up:</b>		
21,50,12,048 Fully paid equity shares of ₹ 10 each as at March 31, 2021: (P.Y. 21,50,12,048 Fully paid equity shares of ₹ 10 each)	21,501.20	21,501.20
<b>Total</b>	<b>21,501.20</b>	<b>21,501.20</b>

Fully paid equity shares, which have a par value of Rs.10, carry one vote per share and carry a right to dividends.

**Fully paid equity shares (In Lakhs)**

Particulars	Number of shares	
	March 31, 2021	March 31, 2020
Balance as at March 31, 2020	2,150.12	1,591.18
changes during the period*	-	558.94
Balance as at March 31, 2021	<b>2,150.12</b>	<b>2,150.12</b>

\* Right issue subscription by CONCOR

**Details of shares held by the holding company, its subsidiaries and associates**

Particulars	As at	
	March 31, 2021	March 31, 2020
Container Corporation of India Limited, the holding company	2,150.12	2,150.12

**Details of shares held by each shareholder holding more than 5% shares**

Particulars	As at	
	March 31, 2021	March 31, 2020
<b>Fully paid equity shares (In Lakhs)</b>	<b>Number of shares held</b>	<b>Number of shares held</b>
Container Corporation of India Limited, the holding company	2,150.12	2,150.12
	<b>% holding of equity shares</b>	<b>% holding of equity shares</b>
Container Corporation of India Limited, the holding company	100%	100%

**Note 16 : Reserves and surplus**

Particulars	As at	
	March 31, 2021	March 31, 2020
Share Premium	41.33	41.33
Retained Earnings	(18,387.01)	(17,903.40)
	<b>(18,345.68)</b>	<b>(17,862.07)</b>

**Note - 16.1 : Share Premium**

Particulars	As at	
	March 31, 2021	March 31, 2020
Balance at the beginning of the year	41.33	41.33
Movement during the year	-	-
Balance at the end of the year	<b>41.33</b>	<b>41.33</b>

Share Premium is recorded for the difference between the par value of a company's shares and the total amount company has received for the shares issued. The Company can use the balance of the account for the purposes as specified in the provisions of Companies Act, which includes to pay off equity expenses, which include underwriter fees. It can also be used for the issuance of bonus shares and for costs or expenses related to this issuance.

**Note - 16.2 : Retained earnings**

Particulars	As at	
	March 31, 2021	March 31, 2020
Balance at the beginning of the year	(17,903.40)	(17,257.48)
Loss during the year	(483.64)	(645.31)
Other comprehensive income arising from remeasurement of defined benefit obligation	0.03	(0.61)
Balance at the end of the year	<b>(18,387.01)</b>	<b>(17,903.40)</b>

**Note 17 : Long term provisions**

Particulars	As at	
	March 31, 2021	March 31, 2020
Provision for employee benefits	12.77	10.77
<b>Total</b>	<b>12.77</b>	<b>10.77</b>



**Note 18 : Other non-current liabilities**

Particulars	As at	As at
	March 31, 2021	March 31, 2020
<b>At amortised cost</b>		
Lease Liability-Kingal Land (IND AS-116)	61.38	60.80
<b>Total</b>	<b>61.38</b>	<b>60.80</b>

**Note 19 : Borrowings**

Particulars	As at	As at
	March 31, 2021	March 31, 2020
<b>Unsecured - at amortised cost</b>		
Bank overdraft	-	3.62
<b>Total</b>	<b>-</b>	<b>3.62</b>

**Note 20 : Trade payables**

Particulars	As at	As at
	March 31, 2021	March 31, 2020
<b>Trade payables</b>		
- Total outstanding dues of micro enterprises and small enterprises	0.05	0.05
- Total outstanding dues of creditors other than micro enterprises and small enterprises	-	8.81
<b>Total</b>	<b>0.05</b>	<b>8.86</b>

The company pays its vendors immediately when the invoice is accounted and no interest during the year has been paid or is payable. (Ref Note no.46 for disclosure made under terms of Micro Small And Medium Enterprises Development Act,2006). The company has the practice to ensure that all payables are paid within the pre-agreed Credit terms.

**Note 21 : Other current financial liabilities**

Particulars	As at	As at
	March 31, 2021	March 31, 2020
<b>At amortised cost</b>		
Advance/deposits from parties	59.94	53.91
Deferred Revenue	40.04	3.69
Earnest money deposit	29.73	83.73
Due to Micro and small enterprises	8.98	8.98
Others	187.98	148.63
<b>Total</b>	<b>326.67</b>	<b>298.94</b>

**Note 22 : Other current liabilities**

Particulars	As at	As at
	March 31, 2021	March 31, 2020
Statutory dues payable	9.19	5.14
Lease Liability-Kingal Land (IND AS-116)	16.40	10.25
<b>Total</b>	<b>25.59</b>	<b>15.39</b>

**Note 23 : Short term provisions**

Particulars	As at	As at
	March 31, 2021	March 31, 2020
Provision for employee benefits	1.44	1.45
<b>Total</b>	<b>1.44</b>	<b>1.45</b>



**Fresh & Healthy Enterprises Limited**  
**Notes forming part of the financial statements**  
**(All amounts are in ₹ lakhs unless otherwise stated)**

**Note - 24 : Revenue from operations**

Particulars	For the year ended March,2021	For the year ended March,2020
Sale of cartons/Inventory	0.35	21.46
Cooling charges	161.46	86.04
Bonded Warehouse Charges	156.16	63.87
Handling Income-Bonded Warehouse	27.71	14.51
Handling income	56.33	44.04
<b>Total</b>	<b>402.01</b>	<b>229.92</b>

**Note - 25 : Other income**

Particulars	For the year ended March,2021	For the year ended March,2020
Interest on bank deposits	8.03	52.64
Interest on security deposit given	0.35	0.32
Other interest income	-	0.92
Other non-operating income	33.99	12.07
<b>Total</b>	<b>42.37</b>	<b>65.95</b>

**Note - 26 : Purchase of traded goods**

Particulars	For the year ended March,2021	For the year ended March,2020
Stock-in-trade	-	-
Stores and spares	-	-
<b>Total</b>	<b>-</b>	<b>-</b>

**Note - 27 : Changes in Inventories**

Particulars	For the year ended March,2021	For the year ended March,2020
<b>Opening stock</b>		
Stock-in-trade		
Stores and spares	17.93	38.92
	<b>17.93</b>	<b>38.92</b>
<b>Closing stock</b>		
Stock-in-trade		
Stores and spares	2.70	17.93
	<b>2.70</b>	<b>17.93</b>
<b>Total</b>	<b>15.23</b>	<b>20.99</b>

**Direct Expenses**

**Note - 28 : Direct expenses**

Particulars	For the year ended March,2021	For the year ended March,2020
CA store maintenance	38.54	18.50
Handling expenses (Rai)	69.82	45.86
Store Management Charges	36.68	46.57
Power and fuel	202.30	161.01
Marketing Expenses	0.97	0.13
<b>Total</b>	<b>348.31</b>	<b>272.07</b>



**Note - 29 : Employee benefits expenses**

Particulars	For the year ended March,2021	For the year ended March,2020
Salary, allowances and other employee benefits	17.35	16.41
Contribution to CPF and EPS	1.59	1.59
Employees welfare and medical	1.90	3.48
Gratuity	0.85	0.76
<b>Total</b>	<b>21.69</b>	<b>22.24</b>

**Note - 30 : Finance cost**

Particulars	For the year ended March,2021	For the year ended March,2020
Interest Expense-Lease Liability (IND AS-116)	6.73	6.67
Interest on loans from related party	-	50.74
<b>Total</b>	<b>6.73</b>	<b>57.41</b>

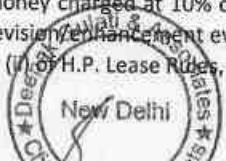
**Note - 31 : Depreciation and amortisation expenses**

Particulars	For the year ended March,2021	For the year ended March,2020
Depreciation and amortisation	440.39	425.94
<b>Total</b>	<b>440.39</b>	<b>425.94</b>

**Note - 32 : Other expenses**

Particulars	For the year ended March,2021	For the year ended March,2020
Printing and stationery expense	0.67	0.42
Travelling and conveyance	0.06	0.30
Rent office space/ Rai land and license fee*	13.54	12.75
Office/ CA store Up keeping expenses	9.62	9.02
Repairs and maintenance		
- Plant and machinery	10.84	9.55
- Others	4.35	4.29
Security expenses	24.06	21.45
Office vehicle/ car hire charges	3.08	3.10
Postage, telephone and internet	0.31	0.61
Bank charges	0.01	0.01
Stamp duty charges	-	13.09
Legal and professional charges	4.10	11.14
Insurance premium	18.72	11.17
Registration Fee	-	0.30
Advertisement	1.19	2.90
Statutory audit fee	1.08	1.08
Auction Service Charge	0.25	0.54
Property tax Haryana	1.48	0.56
Trade licence	1.07	0.66
ROC Fee	-	37.50
Miscellaneous expenses	1.24	2.09
<b>Total</b>	<b>95.67</b>	<b>142.53</b>

\* Includes land given on lease by HSIIDC Limited, Rai for 30 years from 26.03.2003, further extendable for a period of 99 years for which no lease premium has been paid. Lease rent is @ Rs.1.50 per sq. mtr. per month for 66,400 sq. mtr. area for first 15 years and thereafter will be fixed mutually; kept same for F.Y. 2020-21. Includes land given on lease by H.P. Govt. for lease money charged at 10% of current circle rates to the tune of Rs.5,85,626/- per annum subject to revision/enhancement every five years of the existing lease amount as per provisions of Rule, 8(i) & (ii) of H.P. Lease Rules, 2013 for 99 years w.e.f. 01.08.2014.



Fresh & Healthy Enterprises Limited  
Notes forming part of the financial statements  
(All amounts are in ₹ lakhs unless otherwise stated)

33. Income taxes

33.1 Income tax recognised in profit or loss

Particulars	Year ended 31/03/2021	Year ended 31/03/2020
<b>Deferred tax</b>		
In respect of the current year	-	-
<b>Total income tax expense recognised in the current year</b>	-	-
The income tax expense for the year can be reconciled to the accounting profit/(loss) as follows:		
Particulars	Year ended 31/03/2021	Year ended 31/03/2020
<b>Profit/(Loss) before tax</b>	(483.64)	(645.31)
Income tax credit calculated (at 25% *(Health Education Cess)4% =26% (C.Y.)/25%*(Health Education Cess) 4%=26% (P.Y.)	-125.75	-167.78
Effect of expenses that are not deductible in determining taxable profit	0.00	13.15
Income tax not recognised on losses	-125.75	-154.63
<b>Income tax expense recognised in profit or loss</b>	-	-

The tax rate used for the reconciliations above is the corporate tax rate of 25% plus cess of 4% on total income tax and Surcharge payable by corporate entities in India on taxable profits under the Indian tax law for F.Y. 2020-2021.



34. Deferred tax balances

The following is the analysis of deferred tax assets/(liabilities) presented in the balance sheet:

Particulars	As at March 31, 2021	As at March 31, 2020
Deferred tax liabilities	(446.29)	(507.05)
Deferred tax assets	5,994.62	5,929.62
Deferred tax assets over and above deferred tax liability not recognized*	(5,548.33)	(5,422.57)
<b>Net deferred tax</b>	-	-

\* The Company has carried out the Deferred tax computation in accordance with the Ind AS 12 - Income taxes. Management is of the view that it is not reasonable certain to realise deferred tax assets in the near future. In the absence of the reasonable certainty of realisability of deferred tax assets, the deferred tax assets has been recognised only to the extent of deferred tax liability.

2020-21

Particulars	Opening balance	Recognised in profit or loss	Recognised in other comprehensive income	Recognised directly in equity	Closing balance
<b>Deferred tax (liabilities)/assets in relation to:</b>					
Excess depreciation as per income tax Act, 1961, over depreciation as per books	(509.22)	60.75	-	-	(448.47)
Loan to employees	(0.40)	-	-	-	(0.40)
Remeasurement of defined benefit plan	2.57	-	0.01	-	2.58
<b>Deferred tax liability</b>	<b>(507.05)</b>	<b>60.75</b>	<b>0.01</b>	-	<b>(446.29)</b>
Expenditure covered by section 43B of I.T. Act, 1961	(16.10)	0.32	-	-	(15.78)
Share issue expenses	-	-	-	-	-
Adjustment for amortisation of premium paid on leasehold land	1.92	-	-	-	1.92
Discounting of security deposit given	1.12	0.01	-	-	1.13
<b>Brought forward losses and unabsorbed depreciation</b>	<b>5,942.68</b>	<b>64.67</b>	-	-	<b>6,007.35</b>
<b>Deferred tax asset</b>	<b>5,929.62</b>	<b>65.00</b>	-	-	<b>5,994.62</b>
<b>Deferred tax assets over and above deferred tax liability not recognized</b>	<b>(5,422.57)</b>	<b>(125.75)</b>	<b>(0.01)</b>	-	<b>(5,548.33)</b>
<b>Net deferred tax</b>	-	-	-	-	-

2019-2020

Particulars	Opening balance	Recognised in profit or loss	Recognised in other comprehensive income	Recognised directly in equity	Closing balance
<b>Deferred tax (liabilities)/assets in relation to:</b>					
Excess depreciation as per Income tax Act, 1961, over depreciation as per books	(572.01)	62.79	-	-	(509.22)
Loan to employees	(0.40)	-	-	-	(0.40)
Remeasurement of defined benefit plan	2.72	-	(0.16)	-	2.57
<b>Deferred tax liability</b>	<b>(569.69)</b>	<b>62.79</b>	<b>(0.16)</b>	-	<b>(507.05)</b>
Expenditure covered by section 43B of I.T. Act, 1961	(15.76)	(0.34)	-	-	(16.10)
Share issue expenses	-	-	-	-	-
Adjustment for amortisation of premium paid on leasehold land	1.92	-	-	-	1.92
Discounting of security deposit given	1.11	0.01	-	-	1.12
<b>Brought forward losses and unabsorbed depreciation</b>	<b>5,850.51</b>	<b>92.17</b>	-	-	<b>5,942.68</b>
<b>Deferred tax asset</b>	<b>5,837.78</b>	<b>91.84</b>	-	-	<b>5,929.62</b>
<b>Deferred tax assets over and above deferred tax liability not recognized</b>	<b>(5,268.09)</b>	<b>(154.63)</b>	<b>0.16</b>	-	<b>(5,422.57)</b>
<b>Net deferred tax</b>	-	-	-	-	-

34.1 Unrecognised deductible temporary differences and unused tax losses

Particulars	Unused tax losses will expire in	For the year ended March 31, 2021	For the year ended March 31, 2020
Deductible temporary differences and unused tax losses for which no deferred tax assets have been recognised are attributable to the following:			
- tax losses A/Y 2012-13	A/Y 2019-20	-	148,536,281.00
- tax losses A/Y 2013-14	A/Y 2020-21	110,628,378.00	110,628,378.00
- tax losses A/Y 2014-15	A/Y 2021-22	400,313,389.00	400,313,389.00
- tax losses A/Y 2015-16	A/Y 2022-23	131,436,910.00	131,436,910.00
- tax losses A/Y 2016-17	A/Y 2023-24	241,010,822.00	241,010,822.00
- tax losses A/Y 2017-18	A/Y 2024-25	112,123,169.00	112,123,169.00
- tax losses A/Y 2018-19	A/Y 2025-26	84,048,743.00	84,048,743.00
- tax losses A/Y 2019-20	A/Y 2026-27	49,287,545.00	49,287,545.00
- tax losses A/Y 2020-21	A/Y 2027-28	35,450,421.00	-
<b>Total</b>		<b>1,164,299,377.00</b>	<b>1,277,385,237.00</b>



Fresh & Healthy Enterprises Limited  
Notes forming part of the financial statements  
(All amounts are in ₹ lakhs unless otherwise stated)

### 35. Segment information

Services from which reportable segments derive their revenues

The Segment reporting disclosed by the Company in this section is presented in accordance with the disclosures requirements of Ind AS 108 "Operating Segment".

The company is dealing in renting of agri logistics facility at CA Store, Rai for storage of fresh fruits, Vegetables & related products etc. All the activities of the company are related to this business. Company has operations in India only. Information reported to the chief operating decision maker (CODM) for the purposes of resource allocation and assessment of segment performance focuses only on logistics of agri logistics facility.

As at March 31, 2021, the operating segment of the Company are as under :

The Company is organised into two major operating divisions- EXIM and Domestic. The divisions are the basis on which the Company reports its primary segment information. Segment revenue and expenses directly attributable to EXIM and Domestic segments are allocated to the two segments. Joint revenue and expenses have been allocated on a reasonable basis. Segment assets include all operating assets used by a segment and consist principally of inventories, sundry debtors, cash and bank balances, loans & advances, other current assets and fixed assets net of provisions. Similarly, segment liabilities include all operating liabilities and consist principally of sundry creditors, other liabilities and provisions. Segment assets and liabilities do not, however, include provisions for taxes. Joint assets & liabilities have been allocated to segments on a reasonable basis.

As the operations of the Company are presently confined to the geographical territories of India, there are no reportable geographical segments.

### Segment revenue and results

The following is the analysis of the Company's revenue and results from operations by reportable segments :-

Particulars	EXIM		Domestic		Un-Allocable		Total	
	Year ended March 31, 2021	Year ended March 31, 2020	Year ended March 31, 2021	Year ended March 31, 2020	Year ended March 31, 2021	Year ended March 31, 2020	Year ended March 31, 2021	Year ended March 31, 2020
Revenue								
Segment Revenue	156.16	63.87	161.81	107.50	-	-	317.97	171.37
Cooling Charges	27.71	14.51	56.33	44.04	-	-	84.04	58.55
Handling Income	183.87	78.38	218.14	151.54	-	-	402.01	229.92
Net Revenue from Operations	(230.56)	(215.74)	(288.72)	(438.11)	-	-	(519.28)	(653.85)
Result								
Segment Result	-	-	-	-	6.73	57.41	6.73	57.41
Corporate expenses	-	-	-	-	(6.73)	(57.41)	(6.73)	(57.41)
Interest Expenses	-	-	-	-	-	-	-	-
Segment Result	(230.56)	(215.74)	(288.72)	(438.11)	(6.73)	(57.41)	(526.01)	(711.26)
Interest and other income	-	-	-	-	42.40	65.34	42.40	65.34
Income Taxes	-	-	-	-	-	-	-	-
Net Profit/(Loss)							(483.61)	(645.92)

The accounting policies of the reportable segments are the same as the Company's accounting policies described in Note 1. Segment profit/(Loss) represents the profit/(Loss) before tax earned by each segment without allocation of other gains and losses, as well as finance costs. This is the measure reported to the chief operating decision maker for the purposes of resource allocation and assessment of segment performance.



Revenue and expenses directly identifiable to the segments have been allocated to the relatively primary reportable segments.

Segment revenue and expenses which are not directly identifiable to the primary reportable segments have been disclosed under unallocable, which primarily includes interest and other income. Other income includes Interest Income.

### Segment assets and liabilities

Particulars	EXIM		Domestic		Un-Allocable		Total Segments	
	Year ended March 31, 2021	Year ended March 31, 2020	Year ended March 31, 2021	Year ended March 31, 2020	Year ended March 31, 2021	Year ended March 31, 2020	Year ended March 31, 2021	Year ended March 31, 2020
Segment Assets	1,021.57	1,108.76	2,186.98	2,402.48	374.87	527.72	3,208.55	3,511.24
Unallocated Corporate Assets					374.87	527.72	374.87	527.72
<b>Total Assets</b>	<b>1,021.57</b>	<b>1,108.76</b>	<b>2,186.98</b>	<b>2,402.48</b>	<b>374.87</b>	<b>527.72</b>	<b>3,583.42</b>	<b>4,038.96</b>
Segment Liabilities	113.64	107.88	305.07	286.81	3,164.71	3,644.27	418.71	394.69
Unallocated Corporate Liabilities					3,164.71	3,644.27	3,164.71	3,644.27
<b>Total Liabilities</b>	<b>113.64</b>	<b>107.88</b>	<b>305.07</b>	<b>286.81</b>	<b>3,164.71</b>	<b>3,644.27</b>	<b>3,583.42</b>	<b>4,038.96</b>

For the purposes of monitoring segment performance and allocating resources between segments:

- a) all assets are allocated to reportable segments other than investments and assets and  
b) assets and liabilities which are not directly identifiable to the segments have been disclosed under unallocable

### Other segment information

Particulars	EXIM		Domestic		Un-Allocable		Total Segments	
	Year ended March 31, 2021	Year ended March 31, 2020	Year ended March 31, 2021	Year ended March 31, 2020	Year ended March 31, 2021	Year ended March 31, 2020	Year ended March 31, 2021	Year ended March 31, 2020
Capital Expenditure	168.57	104.18	337.14	208.36	-	-	505.71	312.54
Depreciation and amortisation	201.43	145.20	238.96	280.74	-	-	440.39	425.94
Non cash expenses other than depreciation and amortisation	-	-	-	-	-	-	-	-

### Note:

Capital Expenditure includes addition during the year to property, plant and equipment & Other Intangible assets.

### Revenue from major services

The following is the analysis of the company's revenue from its major services.

Particulars	Year ended March 31, 2021	Year ended March 31, 2020
Cooling Charges	317.62	149.91
Handling Income	84.04	58.55
<b>Net Revenue from Operations</b>	<b>401.66</b>	<b>208.46</b>

### Information about major customers

Included in revenues arising from Storage of fresh fruits/vegetables/related products of Rs.401.66 Lakhs (2019-20:Rs.208.46 Lakhs) and revenues of approximately Rs.106.80 Lakhs (2019-20: Rs. 39.14 Lakhs) which arose from Company's largest customer, M/s United Seair Pvt. Ltd. & R. Rajeev Bros. & Co. has contributed 10% or more to the company's revenue in F.Y. 2020-2021 and M/s United Seair Pvt. Ltd. in F.Y. 2019-2020.





**Fresh & Healthy Enterprises Limited**  
**Notes forming part of the financial statements**  
**(All amounts are in ₹ lakhs unless otherwise stated)**

**36A. Earning per share**

Particulars	As at March 31, 2021	As at March 31, 2020
Basic earning/ (loss) per share	(0.22)	(0.32)

There are no dilutive instruments issued by the company.

**Basic earning per share**

The earnings and weighted average number of equity shares used in the calculation of basic earnings per share are as follows.

Particulars	As at March 31, 2021	As at March 31, 2020
Profit for the year attributable to owners of the Company	(483.64)	(645.31)
Earnings used in the calculation of basic earnings per share	(483.64)	(645.31)
Weighted average number of equity shares for the purposes of basic earnings per share	2,150.12	2,150.12

**36B. Impact of changes in accounting policies**

There are no changes in the accounting policies which had impact on the amounts reported for earning per share.



**Fresh & Healthy Enterprises Limited**  
 Notes forming part of the financial statements  
 (All amounts are in ₹ lakhs unless otherwise stated)

**37. Employee benefit plans**

**A. Defined Contribution Plans**

a) **Employers Contribution to Provident Fund**

Company pays fixed contribution to Provident Fund at predetermined rates to a separate trust, 'COHOCOR Employees CPF Trust' which invests the fund in permitted securities. The contribution to the fund for the period is recognized as expense and is charged to Profit & Loss Account. The obligation of the company is limited to such fixed contribution. However, the trust is required to pay a minimum rate of interest on contributions to the members as specified by Government.

	For the year ended March 31, 2021	For the year ended March 31, 2020
Employers Contribution to Provident Fund	0.99	0.94

**B. Defined Benefit Plans and Other Long Term Benefits**

a) **Contribution to Gratuity Funds - Employee's Gratuity Fund**

The Company has a defined benefit gratuity plan, which is regulated as per the provisions of Payment of Gratuity Act, 1972. The scheme is funded. The liability for the same is recognized on the basis of actuarial valuation.

b) **Leave Encashments/ Compensated Absence**

The company has a defined benefit leave encashment plan for its employees. Under this plan, they are entitled to encashment of earned leaves and medical leaves subject to certain limits and other conditions specified for the same. The liabilities towards leave encashment have been provided on the basis of actuarial valuation.

c) **Leave Travel Concession**

The Company provides LTC facilities to its employees, which is regulated in accordance with the policy framed in this regard. The liability for the same is recognised on the basis of actuarial valuation.

These plans typically expose the company to actuarial risk such as: longevity risk and salary risk.

**Longevity Risk**

The present value of the defined benefit plan liability is calculated by reference to the best estimate of the mortality of plan participants both during and after their employment. An increase in the life's expectancy of the plan participants will increase the plan's liability.

**Salary Risk**

The present value of the defined benefit plan liability is calculated by reference to the future salaries of plan participants. As such, an increase in the salary of the plan participants will increase the plan's liability.

The most recent actuarial valuation of the present value of the defined benefit obligation were carried out as at March 31, 2021 by Mithras Consultants. The present value of the defined benefit obligation, and the related current service cost and past service cost, were measured using the projected unit credit method.



An actuarial valuation was carried out in respect of the aforesaid defined benefit plans and other long term benefits based on the following assumptions:

Particulars	As at March 31, 2020							As at March 31, 2021							
	Employees Gratuity Fund	Leave Encashment	Sick leave	Leave Travel Concession	Medical	Employees Gratuity Fund	Leave Encashment	Sick leave	Leave Travel Concession	Medical	Employees Gratuity Fund	Leave Encashment	Sick leave	Leave Travel Concession	Medical
Discount rate (per annum)	6.81%	6.81%	6.81%	6.81%	6.81%	6.88%	6.88%	6.88%	6.88%	6.88%	6.88%	6.88%	6.88%	6.88%	6.88%
Rate of increase in compensation levels	5.50%	5.50%	5.50%	10.00%	5.50%	5.50%	5.50%	5.50%	10.00%	5.50%	5.50%	5.50%	5.50%	5.50%	5.50%
Rate of return on plan assets	NA	NA	NA	NA	NA	NA	NA	NA	NA	NA	NA	NA	NA	NA	NA
Mortality	100% of IALM 2012-14	100% of IALM 2012-14	100% of IALM 2012-14	100% of IALM 2012-14	100% of IALM 2012-14	100% of IALM 2012-14	100% of IALM 2012-14	100% of IALM 2012-14	100% of IALM 2012-14	100% of IALM 2012-14	100% of IALM 2012-14	100% of IALM 2012-14	100% of IALM 2012-14	100% of IALM 2012-14	100% of IALM 2012-14

Estimates of future salary increases considered in actuarial valuation take account of inflation, seniority, promotion and other relevant factors such as supply and demand in the employment market.

Changes in present value of obligations

Particulars	For the year ended March 31, 2021							For the year ended March 31, 2020							
	Employees Gratuity Fund	Leave Encashment	Sick leave	Leave Travel Concession	Medical	Employees Gratuity Fund	Leave Encashment	Sick leave	Leave Travel Concession	Medical	Employees Gratuity Fund	Leave Encashment	Sick leave	Leave Travel Concession	Medical
Present value of obligation as at beginning of the year	4.65	3.33	2.48	0.78	0.96	3.29	2.49	2.05	2.11	0.84	3.29	2.49	2.05	2.11	0.84
Interest cost	0.32	0.23	0.17	0.05	0.06	0.25	0.19	0.16	0.16	0.06	0.25	0.19	0.16	0.16	0.06
Current service cost	0.54	0.54	0.30	0.39	0.45	0.50	0.51	0.30	0.26	0.31	0.50	0.51	0.30	0.26	0.31
Benefits paid	(0.35)	(0.35)	-	-	(0.75)	-	-	-	(1.27)	(2.63)	-	-	-	(1.27)	(2.63)
Actuarial (gain) / loss on obligations*	(0.03)	0.11	(0.29)	(0.44)	0.69	0.61	1.41	(0.03)	(1.64)	2.40	0.61	1.41	(0.03)	(1.64)	2.40
Effect of change in financial assumptions (gains)/ losses	0.05	0.03	0.01	-	0.01	0.51	0.36	0.13	0.01	-	0.51	0.36	0.13	0.01	-
Effect of experience adjustments (gains)/ losses	(0.09)	0.07	(0.30)	-	-	0.11	1.04	(0.18)	(7.65)	-	0.11	1.04	(0.18)	(7.65)	-
Present value of obligation as at the year end	5.48	3.86	2.66	0.78	1.43	4.65	3.33	2.48	0.78	0.98	4.65	3.33	2.48	0.78	0.98

\* Other Comprehensive Income of Rs.0.03 Lakhs pertains to remeasurements of the defined benefit plan.

Reconciliation of present value of defined benefit obligation and fair value of assets

Particulars	As at March 31, 2021							As at March 31, 2020							
	Employees Gratuity Fund	Leave Encashment	Sick leave	Leave Travel Concession	Medical	Employees Gratuity Fund	Leave Encashment	Sick leave	Leave Travel Concession	Medical	Employees Gratuity Fund	Leave Encashment	Sick leave	Leave Travel Concession	Medical
Present value of obligation as at the year end	5.48	3.86	2.66	0.78	1.43	4.65	3.33	2.48	0.78	0.98	4.65	3.33	2.48	0.78	0.98
Fair value of plan assets as at the year end	-	-	-	-	-	-	-	-	-	-	-	-	-	-	-
Surplus/ (Deficit)	5.48	3.86	2.66	0.78	1.43	4.65	3.33	2.48	0.78	0.98	4.65	3.33	2.48	0.78	0.98
Unfunded net asset/ (liability) recognised in balance sheet	5.48	3.86	2.66	0.78	1.43	4.65	3.33	2.48	0.78	0.98	4.65	3.33	2.48	0.78	0.98

Classified as Long Term

Classified as Short Term

Total



Expenses recognised in the statement of profit & loss

Particulars	For the year ended March 31, 2021					For the year ended March 31, 2020				
	Employees Gratuity Fund *	Leave Encashment **	Sick leave **	Leave Travel Concession **	Medical **	Employees Gratuity Fund *	Leave Encashment **	Sick leave **	Leave Travel Concession **	Medical **
Current service cost	0.54	0.54	0.30	0.39	0.45	0.50	0.30	0.30	0.36	0.31
Interest cost	0.32	0.23	0.17	0.05	0.06	0.25	0.19	0.16	0.16	0.06
Net actuarial gain/ loss recognised during the year	-	0.03	0.01	-	-	-	0.36	0.13	0.01	-
Effect of change in financial assumptions (gains)/ losses	-	0.08	(0.30)	(0.44)	0.69	-	1.05	(1.65)	2.40	-
Effect of experience adjustments (gains)/ losses	-	0.88	0.18	-	1.20	0.75	2.11	0.43	(1.22)	2.77
<b>Total expense recognised in statement of profit and loss</b>	<b>0.86</b>	<b>0.88</b>	<b>0.18</b>	<b>-</b>	<b>1.20</b>	<b>0.75</b>	<b>2.11</b>	<b>0.43</b>	<b>(1.22)</b>	<b>2.77</b>

\* Included in "Gratuity" in note no. 29 - Employee benefit expenses

\*\* Included in "Salary, Allowances & Other Employee Benefits" in note no. 29 - Employee benefit expenses

Significant actuarial assumptions for the determination of the defined obligation are discount rate and expected salary increase. The sensitivity analyses below have been determined based on reasonably possible changes of the respective assumptions occurring at the end of the reporting period, while holding all other assumptions constant.

Particulars	As at March 31, 2021					As at March 31, 2020				
	Employees Gratuity Fund *	Leave Encashment	Sick leave	Leave Travel Concession *	Medical	Employees Gratuity Fund *	Leave Encashment	Sick leave	Leave Travel Concession *	Medical
Discount rate is 100 basis points higher	(0.64)	(0.45)	(0.15)	-	-	(0.56)	(0.41)	(0.14)	-	-
Discount rate is 100 basis points lower	0.74	0.53	0.17	-	-	0.66	0.48	0.16	-	-
Expected salary growth increases by 1%	0.75	0.52	0.16	0.80	1.43	0.67	0.47	0.16	0.61	0.98
Expected salary growth decreases by 1%	(0.65)	(0.45)	(0.15)	(0.76)	(1.43)	(0.58)	(0.41)	(0.14)	(0.73)	(0.98)

The sensitivity analysis presented above may not be representative of the actual change in the defined benefit obligation as it is unlikely that the change in assumptions would occur in isolation of one another as some of the assumptions may be correlated. Furthermore, in presenting the above sensitivity analysis, the present value of the defined benefit obligation has been calculated using the projected unit credit method at the end of the reporting period, which is the same as that applied in calculating the defined benefit obligation liability recognised in the balance sheet.

There was no change in the methods and assumptions used in preparing the sensitivity analysis from prior years.



38. Financial Instruments

(1) Capital management

The company reviews the capital structure as and when need arises. As part of this review, the cost of capital and the risks associated with each class of capital are considered. Based on this, the Company determines the amount of capital required for annual and long-term operating plans. The funding requirements are met through equity and short term borrowings. The Company monitors the capital structure on the basis of Net debt to equity ratio and maturity profile of the overall debt portfolio of the Company. The company isn't subject to any externally imposed capital requirements.

The Company is relying on the support of its holding company for meeting the long-term and short-term goals obligations. Further, the Company has already evaluated various business prospects based on which Management is of the view that there is no doubt about the viability of the Company and the Company will be in a good condition in the coming years without doubting its ability to continue as a going concern.

For the purpose of capital management, capital includes issued equity capital, share premium and all other reserves attributable to the equity shareholders of the Company. Net debt long-term and short-term borrowings including interest accrued as reduced by cash and cash equivalents.

38.1(i) Gearing ratio

The gearing ratio as at the end of the reporting period was as follows:

	As at March 31, 2021	As at March 31, 2020
Debt	-	3.62
Cash and bank balances	(44.28)	(468.92)
Net debt	(44.28)	(465.30)
Equity	3,155.52	3,639.13
Net debt to equity ratio	-1%	-13%

(ii) Categories of financial instruments:

Particulars	As at March 31, 2021	As at March 31, 2020
<b>Financial assets</b>		
Cash and bank balances	44.28	458.92
Trade receivables	283.90	203.40
Loans	0.37	0.49
Other Financial assets	52.64	53.07
<b>Financial liabilities</b>		
Trade payables	0.05	8.86
Borrowings	-	3.62
Other financial liabilities	326.67	298.94

(iii) Financial risk management objectives

The financial risks relating to the operations of the Company are managed by analyzing exposures by degree and magnitude of risks. These risks include market risk (including currency risk, interest rate risk and price risk), credit risk and liquidity risk. Further, there has been no change to the Company's exposure to market risks or the manner in which these risks are being managed and measured. However company's exposure to the market risk does not arises in respect of the following:

- a) The company is not subject to transactions denominated in foreign currencies;
- b) The company does not hold any investments.



**(iv) Credit risk management**

Credit risk refers to the risk that a counter party will default on its contractual obligations resulting in financial loss to the company. The Company has limited exposure to the credit risk owing to the balance of trade receivable as explained in note 8. To Tackle the credit default the company has adopted a policy of releasing the material/services against payment. The Company has filed the legal cases in respect of some of the customers and expects a favourable outcome in all of the legal cases.

**(v) Liquidity risk management**

The Company manages liquidity risk by maintaining adequate reserves and continuously monitoring forecast and actual cash flows and by matching the maturity profiles of financial assets and liabilities.

The table below provides details regarding the contractual maturities of financial liabilities including estimated interest payments as at March 31, 2021;

Particulars	Carrying amount	Due in 1st year	Due in 2nd year	Due in 3rd year	Due in 3rd to 5th year	Due after 5th year	Total contracted cash flows
<b>Financial Liabilities</b>							
Borrowings and interest there	-	-	-	-	-	-	-
Trade payables	0.05	0.05	-	-	-	-	0.05
Other financial liabilities	326.67	326.67	-	-	-	-	326.67

The table below provides details regarding the contractual maturities of financial liabilities including estimated interest payments as at March 31, 2020;

Particulars	Carrying amount	Due in 1st year	Due in 2nd year	Due in 3rd year	Due in 3rd to 5th year	Due after 5th year	Total contracted cash flows
<b>Financial Liabilities</b>							
Borrowings and interest there	3.62	3.62	-	-	-	-	3.62
Trade payables	8.86	8.86	-	-	-	-	8.86
Other financial liabilities	298.94	298.94	-	-	-	-	298.94

The table below provides details regarding the contractual maturities of financial liabilities including estimated interest payments as at March 31, 2019;

Particulars	Carrying amount	Due in 1st year	Due in 2nd year	Due in 3rd year	Due in 3rd to 5th year	Due after 5th year	Total contracted cash flows
<b>Financial Liabilities</b>							
Borrowings and interest there	5,547.95	5,770.20	-	-	-	-	5,770.20
Trade payables	9.22	9.22	-	-	-	-	9.22
Other financial liabilities	341.83	341.83	-	-	-	-	341.83

The table has been drawn up based on the undiscounted contractual maturities of the financial assets including interest that will be earned on those assets.

The table below provides details regarding the contractual maturities of financial assets including estimated interest receipts as at 31 March 2021:

Particulars	Carrying amount	upto 1 year	1-2 year	2-3 year	3-5 year	More than 5 year	Total Contracted Cash flows
Trade receivables	283.90	283.90	-	-	-	-	283.90
Loans	-	-	-	-	-	-	-
Current assets	0.12	0.12	-	-	-	-	0.12
Non-current assets	0.25	-	0.12	0.12	0.01	-	0.25
Other financial assets	-	-	-	-	-	-	-
Current assets	6.17	6.17	-	-	-	-	6.17
Non-current assets	46.47	-	-	-	-	54.78	54.78

The table below provides details regarding the contractual maturities of financial assets including estimated interest receipts as at 31 March 2020:

Particulars	Carrying amount	upto 1 year	1-2 year	2-3 year	3-5 year	More than 5 year	Total Contracted Cash flows
Trade receivables	203.40	203.40	-	-	-	-	203.40
Loans	-	-	-	-	-	-	-
Current assets	0.12	0.12	-	-	-	-	0.12
Non-current assets	0.37	-	0.12	0.12	0.13	-	0.37
Other financial assets	-	-	-	-	-	-	-
Current assets	6.95	6.95	-	-	-	-	6.95
Non-current assets	46.12	-	-	-	-	54.78	54.78

The table below provides details regarding the contractual maturities of financial assets including estimated interest receipts as at 31 March 2019:

Particulars	Carrying amount	upto 1 year	1-2 year	2-3 year	3-5 year	More than 5 year	Total Contracted Cash flows
Trade receivables	160.01	160.01	-	-	-	-	160.01
Loans	-	-	-	-	-	-	-
Current assets	-	-	-	-	-	-	-
Non-current assets	-	-	-	-	-	-	-
Other financial assets	-	-	-	-	-	-	-
Current assets	14.72	14.72	-	-	-	-	14.72
Non-current assets	45.80	-	-	-	-	54.78	54.78



(vi) Fair value measurements

No financial assets and financial liabilities of the company are measured at fair value at the end of the reporting period.

(vii) Fair value of financial assets and financial liabilities that are not measured at fair value (but fair value disclosures are required)

Particulars	Fair value hierarchy	As at March 31, 2021		As at March 31, 2020	
		Carrying amount	Fair value	Carrying amount	Fair value
<b>Financial assets*</b>					
Trade receivables	Level 2	283.90	283.90	203.40	203.40
Loans					
Current assets	Level 2	0.12	0.12	0.12	0.12
Non-current assets	Level 2	0.25	0.25	0.37	0.37
<b>Other financial assets</b>					
Current assets	Level 2	6.17	6.17	6.95	6.95
Non-current assets	Level 2	46.47	46.47	46.12	46.12
<b>Financial Liabilities*</b>					
Borrowings including interest accrued	Level 2	-	-	3.62	3.62
Trade payables	Level 2	0.05	0.05	8.86	8.86
Other financial liabilities	Level 2	326.67	326.67	298.94	298.94

The fair values of the financial assets and financial liabilities included in the level 2 categories above have been determined in accordance with generally accepted pricing models based on a discounted cash flow analysis, with the most significant inputs being the discount rate that reflects the credit risk of counterparties.

\* there is no significant change in the fair value of these financial assets and financial liabilities, therefore fair value is equal to its carrying value.



### 39. Lease arrangements

#### a) As a lessee:-

##### Leasing arrangements

The Company has entered into operating leases arrangements for Land with lease terms.

##### For the Year Ended March 31, 2021

Particulars	Land
Depreciation Charged	0.70
Interest expense on Lease Liabilities	6.73
Expense related to short term leases	-
Expense related to low value leases	-
Expense related to variable lease payments	-
Income from Sub-leasing right-of use assets	-
Total Cash outflow for leases	-
Addition to Right of Use Assets	-
Gains or Losses arising from sale and leaseback transactions	-
Carrying amount of right-of-use assets at the end of the reporting period	64.93

##### For the Year Ended March 31, 2020

Particulars	Land
Depreciation Charged	0.70
Interest expense on Lease Liabilities	6.67
Expense related to short term leases	-
Expense related to low value leases	-
Expense related to variable lease payments	-
Income from Sub-leasing right-of use assets	-
Total Cash outflow for leases	1.95
Addition to Right of Use Assets	66.33
Gains or Losses arising from sale and leaseback transactions	-
Carrying amount of right-of-use assets at the end of the reporting period	65.63

The table below provided details un-discounted contractual maturity analysis of lease liabilities as at 31st March, 2021

Particulars	Carrying Amount	Due in 1 <sup>st</sup> Year	Due in 2 <sup>nd</sup> Year	Due in 3 <sup>rd</sup> Year	Due in 3 <sup>rd</sup> to 5 <sup>th</sup> Year	Due after 5 <sup>th</sup> Year	Total Contracted Cash flows
Lease Liabilities	77.78	6.15	6.15	6.15	12.81	882.63	913.89

The table below provided details un-discounted contractual maturity analysis of lease liabilities as at 31st March, 2020

Particulars	Carrying Amount	Due in 1 <sup>st</sup> Year	Due in 2 <sup>nd</sup> Year	Due in 3 <sup>rd</sup> Year	Due in 3 <sup>rd</sup> to 5 <sup>th</sup> Year	Due after 5 <sup>th</sup> Year	Total Contracted Cash flows
Lease Liabilities	71.05	6.15	6.15	6.15	12.5	893.18	924.13

The Company manages liquidity risk by maintaining adequate reserves and continuously monitoring forecast and actual cash flows and by matching the maturity profiles of financial assets and lease liabilities.

There is no lease payment associates with short term leases (having lease term of 12 months or less) and leases of low value assets (less than Rs. 3.5 lakhs).

The leases which are not yet commenced are NIL.

#### b) As a Lessor:-

The lease transaction as a lessor is NIL.





Fresh & Healthy Enterprises Limited  
Notes forming part of the financial statements  
(All amounts are in ₹ lakhs unless otherwise stated)

#### 40. Statement of Transactions with related parties

##### Holding Company

Container Corporation of India Limited

##### Part Time Directors

Sh. V Kalyana Rama, Chairman  
Sh. Rahul Mithal, Director  
Sh. Sanjay Swarup, Director  
Smt. Sangeeta Ramrakhyani, Director

##### Key Management Personnel

Sh. Santosh Sinha, CEO  
Sh. Ravindra Bhat, CFO  
Ms. Suman Lata, Company Secretary

The following table summarizes related-party transactions and balances with the holding company for the year ended and as on reporting date:

##### Transactions during the year

Particulars	For the year ended	For the year ended
	March 31, 2021	March 31, 2020
Unsecured loan converted into equity	-	3,753.00
Interest on Unsecured loan converted into equity	-	1,836.43
Interest on loan	-	50.74
TDS deducted on interest on loan	-	5.07

##### 40.1 Compensation of key management personnel:

Compensation to Key Management Personnel (i.e. CEO, Company Secretary & CFO) is paid by the holding company .



Fresh & Healthy Enterprises Limited  
Notes forming part of the financial statements  
(All amounts are in ₹ lakhs unless otherwise stated)

41. Contingent liabilities and contingent assets

	As at	As at
a. Bank Guarantees not provided for	March 31, 2021	March 31, 2020
	2.00	2.00

b. Carrots were stored by M/s GAPL in FHEL's facility. M/s GAPL disputed the rental and requested for arbitration. FHEL approached arbitrator to recover rental charge and handing charge of Rs.87,16,956/- and M/s GAPL approached arbitrator for claim of Rs.4,58,84,497/- on quality issues. Arbitrator awarded Rs.87,16,956/- in favour of FHEL and Rs.40,44,951/- in favour of M/s GAPL. Both approached Hon'ble High Court and filed appeal against the Arbitrator award. The case is pending in High Court, Delhi.

c. A claim of Rs.53,46,837/- against FHEL has been filed by the Growers of Shimla area which is under arbitration proceeding. A counter claim of Rs.1,68,98,043/- has also been filed by the Company.

d. M/s Pulkit Industries have invoked arbitration clause for 2 tenders. The claim amount is Rs. 18.83 lakhs plus interest. The arbitration has awarded in favour of M/s Pulkit Industries which has been challenged by FHEL and the matter has been pending with Patiala House Court.

e. M/s J. Papyrus Packaging Pvt. Ltd. has filed an execution petition as per the arbitration award of Rs.8,78,207/- . FHEL has challenged the award and also the execution petition at Sonapat Court.

f) Mainish Packers have file a recovery suit against FHEL in Sonapat Courts for Rs.1,37,043/- and legal proceedings are in going on.

g) HSIDC vide its letter dated 26.09.2018 has communicated that they have revised the monthly lease rental from Rs.1.50 per sq. mtr per month to Rs.15/- per Sq. mtr per month with annual increase of 10% every year w.e.f. 26.09.2018. However, HSIDC has been requested to maintain the rental rate @Rs.1.50 per sq. mtr per month till FHEL starts earning profit. Thus, in case of any revision of rental rate to Rs.15/- per sq. mtr per month with annual increase of 10% every year w.e.f. 26.03.2018, there may arise liability of Rs.337.04 Lakhs.

h) Mr. Surjeet Singh Rana prop. M/s Madadh Poultry Farm have file a recovery suit against FHEL claiming an amount of Rs. 19,25,000/- plus interest @ 18% and the matter is being pursued by FHEL.

i) Madadh Poultry farm C/o Sushil Jindal have file a recovery suit against FHEL claiming an amount of Rs.18,40,000/- plus interest @ 18% and the matter is being pursued by FHEL.

j) No contingent assets and contingent gains are probable to the company.

42. Details of expenditure and earnings in foreign currency:

Expenditure in foreign exchange	For the Year ended March 31, 2021	For the Year ended March 31, 2020
Expenditure in foreign exchange	-	-

43. The company has a positive net worth since 2019-20 due to further investment in equity capital by holding company. Also the management of the company has given detailed plan for future working of company and there is no doubt on Going Concern of the company affairs and hence no impairment has been done by the Company and also there is no asset on which impairment is required as per Indian Accounting Standard 36.

44. Additional information required as per schedule III of companies Act 2013 regarding purchase, sale and stock of main items:

Item	Opening	Purchased	Sold	Consumed & Cost price/MTV difference	Closing
Packing Material**	358,862	-	-	-	358,862
	596,662	-	237,800	-	358,862
	198,945	-	-	14,016	184,930
	2,285,641	-	2,086,695	-	198,946

45. Auditors Remuneration

Particulars	For the Year ended March 31, 2021	For the Year ended March 31, 2020
Statutory audit	0.76	0.76
Tax audit	0.32	0.32
Total	1.08	1.08

Note: The above amount are exclusive of GST



46. The Particulars of dues to Micro, Small and Medium Enterprises under Micro, Small and Medium Enterprises Development Act, 2006 ("MSMED Act")

Particulars	2020-21	2019-20
Principal amount due to suppliers under MSMED Act at the year end,	9.03	9.03

Note: The above information has been disclosed in respect of parties which have been identified on the basis of the information available with the Company.

47. Pending Issuance of Notification w/o 441A of Companies Act, 1956 and as no provisions on the matter are stated in the companies act, 2013, no provision has been made towards Cess on turnover.
48. The impact of pay revision in respect of security expenses etc. will be accounted for on receipt of claims.
49. Insurance Claims of Rs. 5.54 lakhs for transit accident of apple loaded trucks is pending with National Insurance Company.
50. During the year, provision for current tax is not made as the Company has brought forward losses and unabsorbed depreciation amounting to 116.43 crore upto A/Y 2020-21 (as at March 31, 2020 Rs.127.74 crore upto A/Y 2019-20) in accordance with the provisions of the Income Tax Act, 1961.

51. During the year the Company had no employee drawing remuneration equal to or more than the limits prescribed under the Companies Act, 2013 and the rules made there under.

52. An amount of Rs.3.03 lakhs (P.Y.Rs.6.44 lakhs) is appearing in Income Tax/TDS portal against the company TAN No. as payable on account of short deduction. However, in the opinion of the management, no amount is payable.

53. FHEL had issued and allotted during previous year (i.e. 2019-2020) 5,58,94,327 Equity Shares of Rs.10/- each to CONCOR on Right basis towards conversion of outstanding loan of Rs.37,53,00,000/- along with interest accrued and due of Rs.17,90,76,432/- (Net of TDS) as on 31.03.2019 to CONCOR plus further interest accrued (Net of TDS) on the said loan till conversion of said loan into Equity i.e. 14.06.2019 of Rs.45,65,936/- aggregating to Rs.35,89,43,268/- (rounded off to Rs.35,89,43,270/-), after increase of Authorized Share Capital of FHEL from Rs.200 Crore to Rs.250 Crore with due approvals). No equity shares has been allotted during the Financial Year 2020-21.

54. The face value/nominal value of each equity share is Rs.10/-.

55. The depreciation has been calculated as per the rates and useful life mentioned in the Schedule II of the Companies Act 2013.

56. Unless otherwise stated, the figures are in Lakhs.

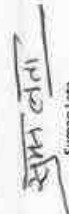
57. Previous Year figures have been reclassified/regrouped whenever necessary to current year's presentation.

For Deepak Gulati & Associates  
Chartered Accountant  
FRN No.-007545W

CA. Shivam Dev  
Partner  
M.No.543944  
UDIN No:21543944AAAAAAW249  
Date:13.05.2023  
Place: New Delhi



  
V. Jayama Rama  
Chairman

  
Surman Lata  
Company Secretary

  
Rajul Mittal  
Director

  
Ravindra Bhada  
Chief Financial Officer

  
Santosh Senha  
CEO



**INDEPENDENT AUDITOR'S REPORT**

To the Members of  
**FRESH & HEALTHY ENTERPRISES LIMITED**

**REPORT ON THE STANDALONE FINANCIAL STATEMENTS**

We have audited the accompanying standalone financial statements of **FRESH & HEALTHY ENTERPRISES LIMITED**, which comprise the Balance Sheet as at 31<sup>st</sup> March 2021, the statement of profit and loss (including other comprehensive income), Statement of change in Equity and the Cash Flow Statement for the year then ended, and notes to the standalone financial statements, including a summary of significant accounting policies and other explanatory information.

**OPINION**

In our opinion and to the best of our information and according to the explanations given to us, the aforesaid standalone financial statements give the information required by the Act in the manner so required and give a true and fair view in conformity with the Indian Accounting Standard prescribed under section 133 of the act read with the Companies (Indian accounting standard) Rule 2015 as amended (IND AS) and the other accounting principles generally accepted in India, of the state of affairs of the Company as at 31<sup>st</sup> March 2021 and its financial performance (including other comprehensive income), change in equity and its cash flows for the year ended on that date.

**BASIS FOR OPINION**

We conducted our audit in accordance with the Standards on Auditing (SAs) specified under section 143(10) of the Companies Act, 2013. Our responsibilities under those Standards are further described in the Auditor's Responsibilities for the Audit of the Standalone financial statements section of our report. We are independent of the Company in accordance with the Code of Ethics issued by the Institute of Chartered Accountants of India together with the ethical requirements that are relevant to our audit of the standalone financial statements under the provisions of the Companies Act, 2013 and the Rules there under, and we have fulfilled our other ethical responsibilities in accordance with these requirements and the Code of Ethics. We believe that the audit evidence we have obtained is sufficient and appropriate to provide a basis for our opinion.

**Emphasis of Matter**

We draw attention to the following matters in the Notes to the financial statements

1. Note no 8 to the financial statement in respect of sundry debtors there is uncertainty related to the outcome of the lawsuit filed against various sundry debtors.

Our opinion is not modified in respect of these matters.



## **Key Audit Matters**

Key audit matters are those matters that, in our professional judgment, were of most significance in our audit of the financial statements of the current period. These matters were addressed in the context of our audit of the financial statements as a whole, and in forming our opinion thereon, and we do not provide a separate opinion on these matters.

Based on the circumstances and facts of the company and the audit, we have determined that there are no key matters to communicate in our report

## **RESPONSIBILITIES OF MANAGEMENT FOR THE STANDALONE FINANCIAL STATEMENTS**

The Company's Board of Directors is responsible for the matters stated in Section 134(5) of the Companies Act, 2013 ("the Act") with respect to the preparation and presentation of these standalone financial statements that give a true and fair view of the financial position, financial performance (including other comprehensive income), changes in equity and cash flows of the Company in accordance with the accounting principles generally accepted in India, including the Indian Accounting Standards (IND AS) specified under Section 133 of the Act.

This responsibility also includes maintenance of adequate accounting records in accordance with the provisions of the Act for safeguarding the assets of the Company and for preventing and detecting frauds and other irregularities; selection and application of appropriate accounting policies; making judgments and estimates that are reasonable and prudent; and design, implementation and maintenance of adequate internal financial controls, that were operating effectively for ensuring the accuracy and completeness of the accounting records, relevant to the preparation and presentation of the standalone financial statements that give a true and fair view and are free from material misstatement, The due to fraud or error.

In preparing the standalone financial statements, management is responsible for assessing the Company's ability to continue as a going concern, disclosing, as applicable, matters related to going concern and using the going concern basis of accounting unless management either intends to liquidate the Company or to cease operations, or has no realistic alternative but to do so.

The Board of Directors are also responsible for overseeing the Company's financial reporting process

## **AUDITOR'S RESPONSIBILITIES FOR THE AUDIT OF THE STANDALONE FINANCIAL STATEMENTS**

Our objectives are to obtain reasonable assurance about the standalone financial statements as a whole are free from material misstatement, whether due to fraud or error, and to issue an auditor's report that includes our opinion. Reasonable assurance is a high level of assurance, but is not a guarantee that an audit conducted in accordance with SAs will always detect a material misstatement when it exists. Misstatements can arise from fraud or error and are considered material if, individually or in the aggregate, they could reasonably be expected to influence the economic decisions of users taken on the basis of these standalone financial statements.

As part of an audit in accordance with SAs, we exercise professional judgment and maintain professional skepticism throughout the audit. We also:

- Identify and assess the risks of material misstatement of the standalone financial statements, The due to fraud or error, design and perform audit procedures responsive to those risks, and obtain audit evidence that is sufficient and appropriate to provide a basis for our opinion. The risk of not detecting a material misstatement resulting from fraud is higher than for one resulting from error, as fraud may involve collusion, forgery, intentional omissions, misrepresentations, or the override of internal control.



- Obtain an understanding of internal control relevant to the audit in order to design audit procedures that are appropriate in the circumstances. Under section 143(3)(i) of the Companies Act, 2013, we are also responsible for expressing our opinion on whether the company has adequate internal financial controls system in place and the operating effectiveness of such controls.
- Evaluate the appropriateness of accounting policies used and the reasonableness of accounting estimates and related disclosures made by management.
- Conclude on the appropriateness of management's use of the going concern basis of accounting and, based on the audit evidence obtained, a material uncertainty exists related to events or conditions that may cast significant doubt on the Company's ability to continue as a going concern. If we conclude that a material uncertainty exists, we are required to draw attention in our auditor's report to the related disclosures in the standalone financial statements or, if such disclosures are inadequate, to modify our opinion. Our conclusions are based on the audit evidence obtained up to the date of our auditor's report. However, future events or conditions may cause the Company to cease to continue as a going concern.
- Evaluate the overall presentation, structure and content of the standalone financial statements, including the disclosures, and the standalone financial statements represent the underlying transactions and events in a manner that achieves fair presentation.

We communicate with those charged with governance regarding, among other matters, the planned scope and timing of the audit and significant audit findings, including any significant deficiencies in internal control that we identify during our audit.

We also provide those charged with governance with a statement that we have complied with relevant ethical requirements regarding independence, and to communicate with them all relationships and other matters that may reasonably be thought to bear on our independence, and where applicable, related safeguards.

From the matters communicated with those charged with governance, we determine those matters that were of most significance in the audit of the financial statements of the current period and are therefore the key audit matters. We describe these matters in our auditor's report unless law or regulation precludes public disclosure about the matter or when, in extremely rare circumstances, we determine that a matter should not be communicated in our report because the adverse consequences of doing so would reasonably be expected to outweigh the public interest benefits of such communication.

#### **Report on Other Legal and Regulatory Requirements**

1. As required by the Companies (Auditor's Report) Order, 2016 ("the Order"), as amended, issued by the Central Government of India in terms of sub-section (11) of section 143 of the Act, we give in the "**Annexure -A**" a statement on the matters specified in paragraphs 3 and 4 of the Order.
2. As required by section 143 (3) of the Act, we report that:
  - (a) we have sought and obtained all the information and explanations which to the best of our knowledge and belief were necessary for the purpose of our audit;
  - (b) in our opinion proper books of account as required by law have been kept by the Company so far as it appears from our examination of those books;
  - (c) the Balance Sheet, the Statement of Profit and Loss ,statement of cash flow and statement of change in equity dealt with by this Report are in agreement with the books of account;



- (d) In our opinion, the aforesaid standalone IND AS financial statements comply with the Accounting Standards specified under section 133 of the Act, read with Rule 7 of the Companies (Accounts) Rules, 2014.
- (e) On the basis of written representations received from the directors as on March 31, 2021 taken on record by the Board of Directors, none of director is disqualified as on March 31, 2021 from being appointed as a director in terms of Section 164 (2) of the Act.
- (f) With respect to adequacy of the Internal Financial Controls over financial reporting of the company and the operating effectiveness of such controls, refer to our separate report in Annexure "B".
- (g) In our opinion and to the best of our information and according to the explanations given to us we report as under with respect to other matters to be included in the Auditor's report in accordance with Rule 11 of the Companies (Audit and Auditor's) Rules, 2014:
- (i) The Company has disclosed all the pending litigations which would impact its financial position. (Refer note no 8 to the standalone Financial Statement)
  - (ii) The Company did not have any long-term contracts including derivatives contracts for which there were any material foreseeable losses.
  - (iii) There were no amounts which required to be transferred by the Company to the Investor Education and Protection Fund.
- (h) As required by section 143(5) of the Companies Act 2013, we give in **Annexure C**, a statement on the matters specified in the direction issued by the Comptroller and Auditor General of India, and in our opinion, no action is required to be taken thereon and there is no impact on accounts and financial position of the company.

**For Deepak Gulati & Associates**

*Chartered Accountants*

Firm's Reg. No. 07545N

SHIVAM  
DEV

Digitally signed by  
SHIVAM DEV  
Date: 2021.05.13  
19:33:27 +05'30'

Shivam Dev  
(Partner)

Membership no: 543944

UDIN No.: - 21543944AAAAV2454



Place: New Delhi

Date: 13<sup>th</sup> May, 2021



**Annexure "A" to the Independent Auditor's Report**  
Auditor's Report as per the Companies (Auditor's Report) Order, 2016

The Annexure referred to in our Independent Auditor's Report to the members of the Company on the financial statements for the year ended 31<sup>st</sup> March 2021, we report that:

- (i) (a) The Company has maintained proper records showing full particulars, including quantitative details and situation of fixed assets
- (b) The fixed assets have been physically verified by the management at reasonable intervals. As informed, no material discrepancies between book records and the physical inventories have been noticed on such verification.
- (c) According to the information and explanations given to us the company does not hold any immovable assets in their name.
- (ii) (a) As explained to us, Inventory has been physically verified by the management as at 31<sup>st</sup> March 2021.
- (b) In our opinion and according to the information and explanations given to us, the procedures of physical verification of inventories followed by the management are reasonable and adequate in relation to the size of the company and the nature of its business.
- (c) In our opinion and on the basis of our examination of the records, the Company is generally maintaining proper records of its inventories. No material discrepancy was noticed on physical verification of stocks by the management as compared to book records.
- (iii) The Company has not granted loans to companies, firms, or other parties covered in the register maintained under section 189 of the Companies Act, 2013 ('the Act'),
- (iv) The company has not advanced any loan or given any guarantee or provided any security or made any investment covered under section 185 and 186 of Companies Act, 2013.
- (v) The Company has not accepted any deposits from the public within the meaning of Sections 73 to 76 of the Act and the Rules framed there under to the extent notified.
- (vi) The company has not required to be maintained the cost records prescribed by the central government under section 148(1) of the Companies Act.
- (vii) According to the information and explanations given to us and on the basis of our examination of the records of the Company, amounts deducted/ accrued in the books of account in respect of undisputed statutory dues including provident fund, income tax, Goods and Service Tax, duty of customs, cess and other material statutory dues have been regularly deposited during the year by the Company with the appropriate authorities..





- a) Undisputed statutory dues including provident fund, employees' state insurance, income-tax, sales-tax, service tax, duty of excise, value added tax, cess and other material statutory dues, as applicable, have been regularly deposited with the appropriate authorities. No statutory dues were in arrears as at 31<sup>st</sup> March 2021 for a period of more than six months from the date they became payable.
- b) According to the information and explanations given to us, there are no material dues of wealth tax, duty of customs, income tax, Sales Tax, service Tax, Value Added Tax, Goods and Service Tax and cess which have not been deposited with the appropriate authorities on account of any dispute.
- (viii) In our opinion and according to the information and explanation given to us the company has not defaulted in the repayment of loan or borrowings to the financial institutions, banks, governments and due to debenture holders.
- (ix) The company has not raised money by the way Initial public offer and term loans have been applied for the purpose for which those are raised.
- (x) No fraud has been noticed or reported on or by the company during the year.
- (xi) The Company has not paid any managerial remuneration in contravention of the provisions of section 197 of the Company Act 2013.
- (xii) The Company is not a Nidhi Company, accordingly paragraph 3 (xii) of the Order is not applicable to the company.
- (xiii) All transactions with the related parties are in compliance with sections 177 and 188 of Companies Act, 2013 where applicable and the details have been disclosed in the Financial Statements etc., as required by the applicable accounting standards.
- (xiv) The Company has not made any preferential allotment or private placement of shares or fully or partly convertible debentures during the year.
- (xv) The Company has not entered into any non-cash transactions with directors
- (xvi) The company is not required to be registered under section 45-IA of the Reserve Bank of India Act, 1934.

**For Deepak Gulati & Associates**

*Chartered Accountants*

Firm's Reg. No. 07545N

SHIVAM  
DEV

Digitally signed by  
SHIVAM DEV  
Date: 2021.05.13  
19:34:57 +05'30'

Shivam Dev  
(Partner)

Membership no: 543944

UDIN No.: - 21543944AAAAAV2454



Place: New Delhi

Date: 13<sup>th</sup> May, 2021



## **Annexure - B to the Independent Auditor's Report**

### **Report on the Internal Financial Controls under Clause (i) of Sub-section 3 of Section 143 of the Companies Act, 2013 ("the Act")**

We have audited the internal financial controls over financial reporting of **FRESH & HEALTHY ENTERPRISES LIMITED** ("the Company") as of 31<sup>st</sup> March 2021 in conjunction with our audit of the standalone IND AS financial statements of the Company for the year ended on that date.

#### **Management's Responsibility for Internal Financial Controls**

The Company's management is responsible for establishing and maintaining internal financial controls based on the internal control over financial reporting criteria established by the Company considering the essential components of internal control stated in the Guidance Note on Audit of Internal Financial Controls over Financial Reporting issued by the Institute of Chartered Accountants of India ('ICAI'). These responsibilities include the design, implementation and maintenance of adequate internal financial controls that were operating effectively for ensuring the orderly and efficient conduct of its business, including adherence to company's policies, the safeguarding of its assets, the prevention and detection of frauds and errors, the accuracy and completeness of the accounting records, and the timely preparation of reliable financial information, as required under the Companies Act, 2013.

#### **Auditor's Responsibility**

Our responsibility is to express an opinion on the Company's internal financial controls over financial reporting based on our audit. We conducted our audit in accordance with the Guidance Note on Audit of Internal Financial Controls over Financial Reporting (the "Guidance Note") and the Standards on Auditing, issued by ICAI and deemed to be prescribed under section 143(10) of the Companies Act, 2013, to the extent applicable to an audit of internal financial controls, both applicable to an audit of Internal Financial Controls and, both issued by the Institute of Chartered Accountants of India. Those Standards and the Guidance Note require that we comply with ethical requirements and plan and perform the audit to obtain reasonable assurance about whether adequate internal financial controls over financial reporting was established and maintained and if such controls operated effectively in all material respects.

Our audit involves performing procedures to obtain audit evidence about the adequacy of the internal financial controls system over financial reporting and their operating effectiveness. Our audit of internal financial controls over financial reporting included obtaining an understanding of internal financial controls over financial reporting, assessing the risk that a material weakness exists, and testing and evaluating the design and operating effectiveness of internal control based on the assessed risk. The procedures selected depend on the auditor's judgment, including the assessment of the risks of material misstatement of the financial statements, whether due to fraud or error.

We believe that the audit evidence we have obtained is sufficient and appropriate to provide a basis for our audit opinion on the Company's internal financial controls system over financial reporting



### **Meaning of Internal Financial Controls over Financial Reporting**

A company's internal financial control over financial reporting is a process designed to provide reasonable assurance regarding the reliability of financial reporting and the preparation of financial statements for external purposes in accordance with generally accepted accounting principles. A company's internal financial control over financial reporting includes those policies and procedures that

(1) pertain to the maintenance of records that, in reasonable detail, accurately and fairly reflect the transactions and dispositions of the assets of the company; (2) provide reasonable assurance that transactions are recorded as necessary to permit preparation of financial statements in accordance with generally accepted accounting principles, and that receipts and expenditures of the company are being made only in accordance with authorizations of management and directors of the company; and (3) provide reasonable assurance regarding prevention or timely detection of unauthorized acquisition, use, or disposition of the company's assets that could have a material effect on the financial statements.

### **Inherent Limitations of Internal Financial Controls over Financial Reporting**

Because of the inherent limitations of internal financial controls over financial reporting, including the possibility of collusion or improper management override of controls, material misstatements due to error or fraud may occur and not be detected. Also, projections of any evaluation of the internal financial controls over financial reporting to future periods are subject to the risk that the internal financial control over financial reporting may become inadequate because of changes in conditions, or that the degree of compliance with the policies or procedures may deteriorate.

### **Opinion**

In our opinion, the Company has, in all material respects, an adequate internal financial controls system over financial reporting and such internal financial controls over financial reporting were operating effectively as at 31 March 2021, based on the internal control over financial reporting criteria established by the Company considering the essential components of internal control stated in the Guidance Note on Audit of Internal Financial Controls Over Financial Reporting issued by the Institute of Chartered Accountants of India.

### **For Deepak Gulati & Associates**

*Chartered Accountants*

Firm's Reg. No. 07545N

SHIVAM DEV

Digitally signed by  
SHIVAM DEV  
Date: 2021.05.13  
19:35:49 +05'30'

Shivam Dev

(Partner)

Membership no: 543944

UDIN No.: - 21543944AAAAAV2454



Place: New Delhi

Date: 13<sup>th</sup> May, 2021

**ANNEXURE C: - REPORT ON FRESH & HEALTHY ENTERPRISES LIMITED AS PER DIRECTIONS ISSUED BY THE COMPTROLLER AUDITOR GENERAL OF INDIA UNDER SECTION 143(5) OF THE COMPANIES ACT, 2013**

<b>S N</b>	<b>Direction u/s 143(5) of the Companies Act, 2013</b>	<b>Auditor's reply on action taken on the directions</b>	<b>Impact on financial statement</b>
1	Whether the Company has system in place to process all the accounting transactions through IT system? If yes, the implications of processing of accounting transactions outside IT system on the integrity of the accounts along with the financial implications, if any, may be stated.	The company has system in place to process accounting transactions through IT system. The operational entries of the company like revenue, customer ledger accounts etc., have been recorded in Tally ERP.9. The payments and company accounts are maintained in Tally ERP.9. The income generated through Commercial software is transferred to accounting software through separate entries at monthly intervals. However, the company has adequate internal control and audit systems to verify correctness of the entries collated and posted Tally ERP.9.	Nil
2	Whether there is any restructuring of an existing loan or cases of waiver/write off of debts/loans/interest etc. made by a lender to the company due to the company's inability to repay the loan? If yes, the financial impact may be stated. Whether such cases are properly accounted for? (In case, lender is a Government Company, then his direction is also applicable for statutory auditor of lender company).	Based on the information and explanation given to us There are no such cases of waiver / write off debts / loans / interest etc. Hence this clause is not applicable	Nil
3	Whether funds (grants/subsidy etc.) received/receivable for specific schemes from Central/State Government or its agencies were properly accounted for/utilized as per its term and conditions? List the cases of deviation.	Based on the information and explanation given to us, There are no funds (grant/subsidy etc.) received/ receivable in the company and no assets received from government or other authorities, Hence not applicable.	Nil

**For Deepak Gulati & Associates**

*Chartered Accountants*

Firm's Reg. No. 07545N

**SHIVAM DEV**  
Digitally signed by SHIVAM  
DEV  
Date: 2021.05.13 19:37:54  
+05'30'

Shivam Dev

(Partner)

Membership no: 543944

UDIN No.: - 21543944AAAAAV2454

Place: New Delhi

Date: 13<sup>th</sup> May, 2021



भारतीय लेखापरीक्षा एवं लेखा विभाग  
प्रधान निदेशक लेखापरीक्षा का कार्यालय  
रेलवे वाणिज्यक , नई दिल्ली

INDIAN AUDIT AND ACCOUNTS DEPARTMENT  
OFFICE OF THE PRINCIPAL DIRECTOR OF AUDIT  
RAILWAY COMMERCIAL, NEW DELHI



4, दीनदयाल उपाध्याय मार्ग, नई दिल्ली 4, Dean Dayal Upadhyaya Marg, New Delhi-110002

संख्या: -पी०डी०ए०/आर-सी /AA-FHEL/14-04/2021-22/57

दिनांक: -29.06.2021  
30

सेवा में,

अध्यक्ष ,  
फ्रेश एंड हेल्दी इंटरप्राइजेज लिमिटेड  
कॉन्कोर भवन , सी - 3, मथुरा रोड  
नई दिल्ली - 110076

विषय: 31 मार्च 2021 को समाप्त वर्ष के लिए फ्रेश & हेल्दी इंटरप्राइजेज लिमिटेड के वित्तीय विवरणों पर कंपनी अधिनियम 2013 की धारा 143 (6) (b) के अंतर्गत भारत के नियंत्रक एवं महालेखापरीक्षक की टिप्पणियाँ ।

महोदय,

मैं, फ्रेश & हेल्दी इंटरप्राइजेज लिमिटेड के 31 मार्च 2021 को समाप्त वर्ष के वित्तीय विवरणों पर कंपनी अधिनियम 2013 की धारा 143 (6) (b) के अंतर्गत भारत के नियंत्रक एवं महालेखापरीक्षक की टिप्पणियाँ अग्रहित कर रहा हूँ।

कृप्या इस पत्र की संलग्नको सहित प्राप्ति की पावती भेजी जाए ।

भवदीय,

संलग्न: यथोपरी

(के. एस. रामुवालिया)

प्रधान निदेशक (रेलवे वाणिज्यक)

**COMMENTS OF THE COMPTROLLER AND AUDITOR GENERAL OF INDIA UNDER SECTION 143 (6) (b) OF THE COMPANIES ACT, 2013 ON THE FINANCIAL STATEMENTS OF FRESH & HEALTHY ENTERPRISES LIMITED FOR THE YEAR ENDED 31 MARCH 2021.**

The preparation of financial statements of **FRESH & HEALTHY ENTERPRISES LIMITED** for the period ended 31 March 2021 in accordance with the financial reporting framework prescribed under the Companies Act, 2013 is the responsibility of the management of the company. The Statutory Auditor appointed by the Comptroller and Auditor General of India under Section 139 (5) of the Act is responsible for expressing opinion on the financial statements under Section 143 of the Act based on independent audit in accordance with the standards on auditing prescribed under section 143(10) of the Act. This is stated to have been done by them vide their Audit Report dated 13.05.2021.

I, on behalf of the Comptroller and Auditor General of India, have decided not to conduct the supplementary audit of the financial statements of **FRESH & HEALTHY ENTERPRISES LIMITED** for the period ended 31 March 2021 under section 143(6)(a) of the Act.

For and on the behalf of the  
Comptroller & Auditor General of India



**(K.S. Ramuwalla)**  
Principal Director of Audit  
Railway Commercial, New Delhi

Place: New Delhi  
Date: 29.06.2021

**FORM NO. MGT-11 : Proxy Form**

(Pursuant to section 105(6) of the Companies Act, 2013 and rule 19(3) of the Companies (Management and Administration) Rules, 2014)

CIN : U51909DL2006GOI145734  
 Name of the Company: Fresh & Healthy Enterprises Ltd  
 (A Wholly Owned Subsidiary of  
 CONCOR)  
 Registered Office : CONCOR Bhawan, C-3, Mathura  
 Road, New Delhi – 110076.  
 Name of the member(s):  
 Registered address:  
 Email Id:  
 Folio No./ Client Id:  
 DP ID:

I/ we, being the member(s) of ..... Shares of the above named company, hereby appoint

1. Name:  
 Address:  
 Email Id:  
 Signature.....or failing him/her
2. Name:  
 Address:  
 Email Id:  
 Signature.....or failing him/her
3. Name:  
 Address:  
 Email Id:  
 Signature.....or failing him/her

as my/our proxy to attend and vote (on a poll) for me/us and on my/our behalf at the 16<sup>th</sup> Annual General Meeting of the company, to be held on the **2nd** day of **Sept.** 2021 at 3:30 P.M at CONCOR Bhawan, C-3, Mathura Road, New Delhi – 110076 and at any adjournment thereof in respect of such resolutions as are indicated below :

S. No.	Resolution(s)	Option* (please mention no. of shares)	
		For	Against
1	Adoption of Financial Statements for the year ended as on 31, March, 2021 and report of Board of Directors and Auditors' thereon ( Ordinary resolution)		
2	Re-appointment of Sh Rahul Mithal as Director ( Ordinary resolution)		
3	To take note of the appointment of M/s. Deepak Gulati & Associates, Statutory Auditors, New Delhi and authorization for their remuneration (Ordinary resolution)		

Signed this.....day of.....2021

Signature of shareholder

Affix Revenue Stamp
------------------------

Signature of Proxy holder(s)

Notes: 1. This form of Proxy in order to be effective should be duly completed and deposited at the Registered Office of the Company, not less than 48 hours before the commencement of the Meeting.

2. For the details of Resolutions and Notes, please refer to the Notice of 16<sup>th</sup> Annual General Meeting.

\*3. It is optional to indicate your preference. If you leave the column blank against any or all resolutions, your proxy will be entitled to vote in the manner as he/she may deem appropriate.

4. Please complete all details including details of member(s) before submission.